

PERIODIC PÓLYA URNS, THE DENSITY METHOD AND ASYMPTOTICS OF YOUNG TABLEAUX

BY CYRIL BANDERIER¹, PHILIPPE MARCHAL² AND MICHAEL WALLNER³

¹LIPN, Université Paris Nord, cyril.banderier@lipn.univ-paris13.fr

²LAGA, Université Paris Nord, marchal@math.univ-paris13.fr

³LaBRI, Université de Bordeaux, michael.wallner@u-bordeaux.fr

Pólya urns are urns where at each unit of time a ball is drawn and replaced with some other balls according to its colour. We introduce a more general model: the replacement rule depends on the colour of the drawn ball and the value of the time (mod p). We extend the work of Flajolet et al. on Pólya urns: the generating function encoding the evolution of the urn is studied by methods of analytic combinatorics. We show that the initial *partial* differential equations lead to *ordinary* linear differential equations which are related to hypergeometric functions (giving the exact state of the urns at time n). When the time goes to infinity, we prove that these *periodic Pólya urns* have asymptotic fluctuations which are described by a product of generalized gamma distributions. With the additional help of what we call the *density method* (a method which offers access to enumeration and random generation of poset structures), we prove that the law of the southeast corner of a triangular Young tableau follows asymptotically a product of generalized gamma distributions. This allows us to tackle some questions related to the continuous limit of random Young tableaux and links with random surfaces.

CONTENTS

1. Introduction	1922
1.1. Periodic Pólya urns	1922
1.2. The generalized gamma product distribution	1923
1.3. Plan of the article	1926
2. A functional equation for periodic Pólya urns	1926
2.1. Urn histories and differential operators	1926
2.2. D-finiteness of history generating functions	1928
3. Moments of periodic Pólya urns	1930
3.1. Number of histories: A hypergeometric closed form	1930
3.2. Mean and critical exponent	1931
3.3. Higher moments	1933
3.4. Limit distribution for periodic Pólya urns	1935
4. Urns, trees and Young tableaux	1937
4.1. The link between Young tableaux and trees	1940
4.2. The density method for Young tableaux	1941
4.3. The density method for trees	1944
4.4. The link between trees and urns	1948
5. Random Young tableaux and random surfaces	1953
5.1. Random surfaces	1953
5.2. From microscopic to macroscopic models: Universality of the tails	1956
5.3. Factorizations of gamma distributions	1958
6. Conclusion and further work	1961
Acknowledgements	1961
References	1962

Received March 2019; revised October 2019.

MSC2010 subject classifications. Primary 60C05; secondary 05A15, 60F05, 60K99.

Key words and phrases. Pólya urn, Young tableau, generating functions, analytic combinatorics, pumping moment, D-finite function, hypergeometric function, generalized gamma distribution, Mittag-Leffler distribution.

1. Introduction.

1.1. *Periodic Pólya urns.* *Pólya urns* were introduced in a simplified version by George Pólya and his PhD student, Florian Eggenberger, in [26, 27, 74], with applications to disease spreading and conflagrations. They constitute a powerful model, which regularly finds new applications; see, for example, Rivest’s recent work on auditing elections [78], or the analysis of deanonymization in Bitcoin’s peer-to-peer network [29]. They are well-studied objects in combinatorial and probabilistic literature [6, 31, 62], because they offer fascinatingly rich links with numerous objects like random recursive trees, m -ary search trees and branching random walks (see, e.g., [7, 22, 43, 44]). In this paper, we introduce a variation which leads to new links with another important combinatorial structure: Young tableaux. What is more, we solve the enumeration problem of this new Pólya urn model, derive the limit law for the evolution of the urn and give some applications to Young tableaux.

In the *Pólya urn model*, one starts with an urn with b_0 black balls and w_0 white balls at time 0. At every discrete time step, one ball is drawn uniformly at random. After inspecting its colour, this ball is returned to the urn. If the ball is black, a black balls and b white balls are added; if the ball is white, c black balls and d white balls are added (where $a, b, c, d \in \mathbb{N}$ are nonnegative integers). This process can be described by the so-called *replacement matrix*:

$$M = \begin{pmatrix} a & b \\ c & d \end{pmatrix}, \quad a, b, c, d \in \mathbb{N}.$$

We call an urn and its associated replacement matrix *balanced* if $a + b = c + d$. In other words, in every step the same number of balls is added to the urn. This results in a deterministic number of balls after n steps: $b_0 + w_0 + (a + b)n$ balls.

Now, we introduce a more general model which has rich combinatorial, probabilistic and analytic properties.

DEFINITION 1.1. A *periodic Pólya urn* of period p with replacement matrices M_1, M_2, \dots, M_p is a variant of a Pólya urn in which the replacement matrix M_k is used at steps $np + k$. Such a model is called *balanced* if each of its replacement matrices is balanced.

For $p = 1$, this model reduces to the classical Pólya urn model with one replacement matrix. In this article, we illustrate the aforementioned rich properties via the following model.

DEFINITION 1.2. Let $p, \ell \in \mathbb{N}$. We call a *Young–Pólya urn of period p and parameter ℓ* the periodic Pólya urn of period p (with $b_0 \geq 1$ to avoid degenerate cases) and replacement matrices

$$M_1 = M_2 = \dots = M_{p-1} = \begin{pmatrix} 1 & 0 \\ 0 & 1 \end{pmatrix} \quad \text{and} \quad M_p = \begin{pmatrix} 1 & \ell \\ 0 & 1 + \ell \end{pmatrix}.$$

EXAMPLE 1.3. Consider a Young–Pólya urn with parameters $p = 2, \ell = 1$, and initial conditions $b_0 = w_0 = 1$. The replacement matrices are $M_1 := \begin{pmatrix} 1 & 0 \\ 0 & 1 \end{pmatrix}$ for every odd step, and $M_2 := \begin{pmatrix} 1 & 1 \\ 0 & 2 \end{pmatrix}$ for every even step. This case was analysed by the authors in the extended abstract [9]. In the sequel, we will use it as a running example to explain our results.

Let us illustrate the evolution of this urn in Figure 1. Each node of the tree corresponds to the current composition of the urn (number of black balls, number of white balls). One starts with $b_0 = 1$ black ball and $w_0 = 1$ white. In the first step, the matrix M_1 is used and leads to two different compositions. In the second step, matrix M_2 is used, in the third step, matrix M_1 is used again, in the fourth step, matrix M_2 , etc. Thus, the possible compositions are (2, 1) and (1, 2) at time 1, (3, 2), (2, 3) and (1, 4) at time 2, (4, 2), (3, 3), (2, 4) and (1, 5) at time 3.

In fact, each of these states may be reached in different ways, and such a sequence of transitions is called a *history*. (Some authors also call it a *scenario*, an *evolution* or a *trajectory*.) Each history comes with weight one. Implicitly, they induce a probability measure on the states at step n . So, let B_n and W_n be random variables for the number of black and white balls after n steps, respectively. As our model is balanced, $B_n + W_n$ is a deterministic process, reflecting the identity

$$B_n + W_n = b_0 + w_0 + n + \ell \left\lfloor \frac{n}{p} \right\rfloor.$$

So, from now on, we concentrate our analysis on B_n .

1.2. *The generalized gamma product distribution.* For the classical model of a single balanced Pólya urn, the limit law of the random variable B_n is fully known: the possible limit laws include a rich variety of distributions. To name a few, let us mention the uniform distribution [30], the normal distribution [7] and the beta and Mittag-Leffler distributions [43, 45]. Now, periodic Pólya urns (which include the classical model) lead to an even larger variety of distributions involving a product of *generalized gamma distributions* [87].

DEFINITION 1.4. The generalized gamma distribution $\text{GenGamma}(\alpha, \beta)$ with real parameters $\alpha, \beta > 0$ is defined on $(0, +\infty)$ by the density function

$$f(t; \alpha, \beta) := \frac{\beta t^{\alpha-1} \exp(-t^\beta)}{\Gamma(\alpha/\beta)},$$

where Γ is the classical gamma function $\Gamma(z) := \int_0^\infty t^{z-1} \exp(-t) dt$.

The fact that $f(t; \alpha, \beta)$ is indeed a probability density function can be seen by a change of variable $t \mapsto t^\beta$ in the definition of the Γ function, or via the following link.

REMARK 1.5. Let $\Gamma(\alpha)$ be the gamma distribution¹ of parameter $\alpha > 0$, given on $(0, +\infty)$ by

$$g(t; \alpha) = \frac{t^{\alpha-1} \exp(-t)}{\Gamma(\alpha)}.$$

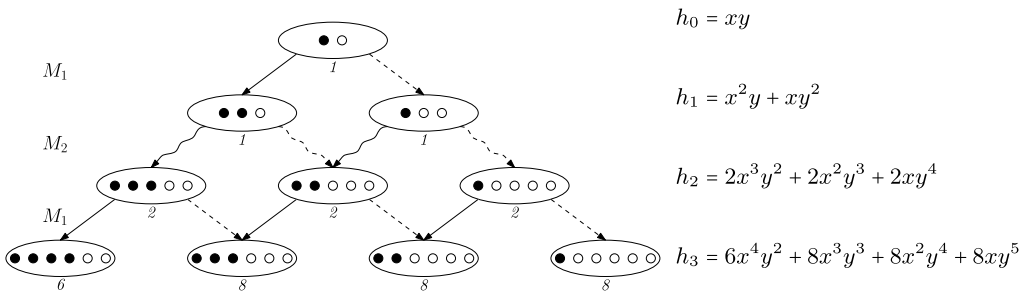


FIG. 1. The evolution of the Young–Pólya urn with period $p = 2$ and parameter $\ell = 1$ with one initial black and one initial white ball. Black arrows mark that a black ball was drawn, dashed arrows mark that a white ball was drawn. Straight arrows indicate that the replacement matrix M_1 was used, curly arrows show that the replacement matrix M_2 was used. The number below each node is the number of possible transitions to reach this state. In this article, we give a formula for h_n (which encodes all the possible states of the urn at time n) and the corresponding asymptotic behaviour.

¹Caveat: it is traditional to use the same letter for both the Γ function and the Γ distribution. Also, some authors add a second parameter to the Γ distribution, which is set to 1 here.

Then one has $\Gamma(\alpha) \stackrel{\mathcal{L}}{=} \text{GenGamma}(\alpha, 1)$, and for $r > 0$, the distribution of the r th power of a random variable distributed according to $\Gamma(\alpha)$ is

$$\Gamma(\alpha)^r \stackrel{\mathcal{L}}{=} \text{GenGamma}(\alpha/r, 1/r).$$

The limit distribution of our urn models is then expressed as a product of such generalized gamma distributions. We prove in Theorem 3.8 a more general version of the following.

THEOREM 1.6 (The generalized gamma product distribution GenGammaProd for Young–Pólya urns). *The renormalized distribution of black balls in a Young–Pólya urn of period p and parameter ℓ is asymptotically for $n \rightarrow \infty$ given by the following product of distributions:*

$$(1) \quad \frac{p^\delta}{p + \ell} \frac{B_n}{n^\delta} \xrightarrow{\mathcal{L}} \text{Beta}(b_0, w_0) \prod_{i=0}^{\ell-1} \text{GenGamma}(b_0 + w_0 + p + i, p + \ell),$$

with $\delta = p/(p + \ell)$, and $\text{Beta}(b_0, w_0) = 1$ when $w_0 = 0$ or $\text{Beta}(b_0, w_0)$ is the beta distribution with support $[0, 1]$ and density $\frac{\Gamma(b_0+w_0)}{\Gamma(b_0)\Gamma(w_0)}x^{b_0-1}(1-x)^{w_0-1}$ otherwise.

In the sequel, we call this distribution the *generalized gamma product distribution* and denote it by $\text{GenGammaProd}(p, \ell, b_0, w_0)$. We will see in Section 3 that this distribution is characterized by its moments, which have a nice factorial shape given in formula (20).

EXAMPLE 1.7. In the case of the Young–Pólya urn with $p = 2, \ell = 1$, and $w_0 = b_0 = 1$, one has $\delta = 2/3$. Thus, the previous result shows that the number of black balls converges in law to a generalized gamma distribution:

$$\frac{2^{2/3}}{3} \frac{B_n}{n^{2/3}} \xrightarrow{\mathcal{L}} \text{Unif}(0, 1) \cdot \text{GenGamma}(4, 3) = \text{GenGamma}(1, 3).$$

See Section 5.3 and [24], Proposition 4.2, for more identities of this type.

REMARK 1.8 (Period one). When $p = 1$, our results recover a classical (nonperiodic) urn behaviour. By [45], Theorem 1.3, the renormalization for the limit distribution of B_n in an urn with replacement matrix $\begin{pmatrix} 1 & \ell \\ 0 & 1+\ell \end{pmatrix}$ is equal to $n^{-1/(1+\ell)}$. For $\ell = 0$ the limit distribution is the uniform distribution, whereas for $\ell = 1$ it is a Mittag-Leffler distribution (see [45], Example 3.1, [30], Example 7), and even simplifies to a half-normal distribution² when $b_0 = w_0 = 1$. Thus, the added periodicity by using this replacement matrix only every p th round and otherwise Pólya’s replacement matrix $\begin{pmatrix} 1 & 0 \\ 0 & 1 \end{pmatrix}$ changes the renormalization to $n^{-p/(p+\ell)}$.

The rescaling factor $n^{-\delta}$ with $\delta = p/(p + \ell)$ on the left-hand side of (1) can also be obtained via a martingale computation. The true challenge is to get exact enumeration and the limit law. It is interesting that there exist other families of urn models exhibiting the same rescaling factor, however, these alternative models lead to different limit laws.

- A first natural alternative model consists in averaging the p replacement matrices. This leads to a classical triangular Pólya urn model. The asymptotics is then

$$(2) \quad \frac{B_n}{n^\delta} \xrightarrow{\mathcal{L}} \mathfrak{B},$$

²See [93] for other occurrences of the half-normal distribution in combinatorics.

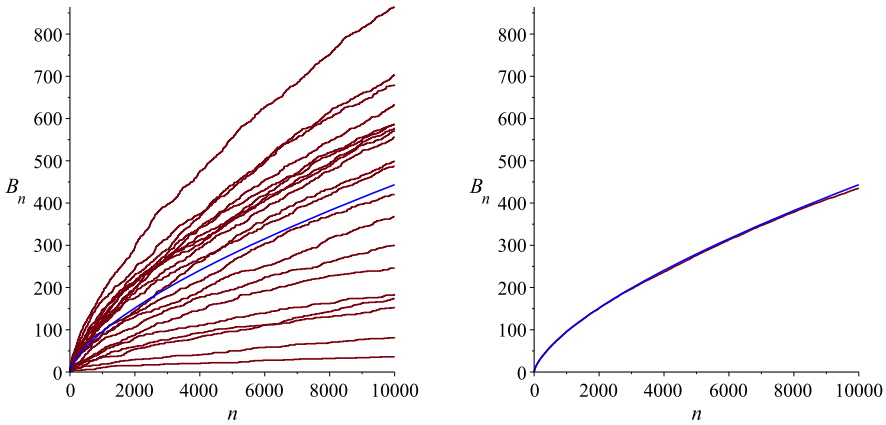


FIG. 2. *Left: 20 simulations (drawn in red) of the evolution of B_n , the number of black balls in the Young–Pólya urn with period $p = 2$ and parameter $\ell = 1$ (first 10,000 steps, with initially $b_0 = 1$ black and $w_0 = 1$ white balls), and the mean $\mathbb{E}(B_n)$ (drawn in blue). Right: the average (in red) of the 20 simulations, fitting neatly (almost indistinguishable!) the limit curve $\mathbb{E}(B_n) = \Theta(n^{2/3})$ (in blue).*

where the distribution of \mathfrak{B} is, for example, analysed by Flajolet et al. [30] via an analytic combinatorics approach, or by Janson [45] and Chauvin et al. [22] via a probabilistic approach relying on a continuous-time embedding introduced by Athreya and Karlin [5]. For example, averaging the Young–Pólya urn with $p = 2$, $\ell = 1$ and $b_0 = w_0 = 1$ leads to the replacement matrix $\begin{pmatrix} 1 & 1/2 \\ 0 & 3/2 \end{pmatrix}$. The corresponding classical urn model leads to a limit distribution with moments given, for example, by Janson in [45], Theorem 1.7:

$$\mathbb{E}(\mathfrak{B}^r) = \frac{\Gamma(4/3)r!}{\Gamma(2r/3 + 4/3)}.$$

Comparing these moments with the moments of our distribution (equation (20) hereafter) proves that these two distributions are distinct. However, it is noteworthy that they have similar tails: we discuss this universality phenomenon in Section 5.2.

- Another interesting alternative model, called multi-drawing Pólya urn model, consists in drawing multiple balls at once; see Lasmar et al. [58] or Kuba and Sulzbach [56]. Grouping p units of time into one drawing leads to a new replacement matrix. For example, for $p = 2$ and $\ell = 1$ we can approximate a Young–Pólya urn by an urn where at each unit of time 2 balls are drawn uniformly at random. If both of them are black we add 2 black balls and 1 white ball, if one is black and one is white we add 1 black and 2 white ball, and if both of them are white we add 3 white balls. Then the same convergence as in equation (2) holds, yet again with a different limit distribution, as can be seen by comparing the means and variances; compare Kuba and Mahmoud [54], Theorem 1, with our Example 3.7.

For all these alternative models, the corresponding histories are inherently different: none of them gives the exact generating function of periodic Pólya urns nor gives the closed form of the underlying distribution. This also motivates the exact and asymptotic analysis of our periodic model, which therefore enriches the urn world with new special functions.

Figure 2 shows that the distribution of B_n is spread; this is consistent with our result that the standard deviation and the mean $\mathbb{E}(B_n)$ (drawn in blue) have the same order of magnitude.³ The fluctuations around this mean are given by the generalized gamma product limit law from equation (1), as proven in Section 3. Let us first mention some articles where this distribution has already appeared before:

³The classical urn models with replacement matrices being either M_1 or M_2 also have such a spread; see [30], Figure 1.

- in Janson [47], as an instance of distributions with moments of gamma type, like the distributions occurring for the area of the supremum process of the Brownian motion;
- in Peköz, Röllin and Ross [70], as distributions of processes on walks, trees, urns and preferential attachments in graphs, where these authors also consider what they call a Pólya urn with immigration, which is a special case of a periodic Pólya urn (other models or random graphs have these distributions as limit laws [19, 84]);
- in Khodabin and Ahmadabadi [53] following a tradition to generalize special functions by adding parameters in order to capture several probability distributions, such as, for example, the normal, Rayleigh and half-normal distribution, as well as the MeijerG function (see also the addendum of [47], mentioning a dozen other generalizations of special functions).

1.3. *Plan of the article.* Our *main results* are the explicit enumeration results and links with hypergeometric functions (Theorems 2.3 and 3.1), and the limit law involving a product of generalized gamma distributions (Theorem 3.8, or the simplified version of it given for readability in Theorem 1.6 above). It is a nice cherry on the cake that this limit law also describes the fluctuations of the southeast⁴ corner of a random triangular Young tableau (as proven in Theorem 4.23). We believe that the methods used, that is, the generating functions for urns (developed in Section 2), the way to access the moments (developed in Section 3), and the density method for Young tableaux (developed in Section 4) are an original combination of tools, which should find many other applications in the future. Finally, Section 5 gives a relation between the southeast and the northwest corners of triangular Young tableaux (Proposition 5.7) and a link with factorizations of gamma distributions. Additionally, we discuss some universality properties of random surfaces, and we show to what extent the tails of our distributions are related to the tails of Mittag-Leffler distributions (Theorem 5.3), and when they are sub-Gaussian (Proposition 5.6).

In the next section, we translate the evolution of the urn into the language of generating functions by encoding the dynamics of this process into partial differential equations.

2. A functional equation for periodic Pólya urns.

2.1. *Urn histories and differential operators.* Let $h_{n,b,w}$ be the number of histories of a periodic Pólya urn after n steps with b black balls and w white balls, with an initial state of b_0 black and w_0 white balls. We define the polynomials

$$h_n(x, y) := \sum_{b,w \geq 0} h_{n,b,w} x^b y^w.$$

Note that these are indeed polynomials as there is just a finite number of histories after n steps. Due to the balanced urn model these polynomials are homogeneous. We collect all these histories in the trivariate exponential generating function

$$H(x, y, z) := \sum_{n \geq 0} h_n(x, y) \frac{z^n}{n!}.$$

EXAMPLE 2.1. For the Young–Pólya urn with $p = 2$, $\ell = 1$, and $b_0 = w_0 = 1$, we get for the first three terms of $H(x, y, z)$ the expansion (compare Figure 1)

$$H(x, y, z) = xy + (xy^2 + x^2y)z + (2xy^4 + 2x^2y^3 + 2x^3y^2) \frac{z^2}{2} + \dots$$

⁴In this article, we use the French convention to draw the Young tableaux; see Section 4 and [61].

In this section, our goal is to derive a partial differential equation describing the evolution of the periodic Pólya urn model.

The periodic nature of the problem motivates to split the number of histories into p residue classes. Let $H_0(x, y, z), H_1(x, y, z), \dots, H_{p-1}(x, y, z)$ be the generating functions of histories after $0, 1, \dots, p - 1$ draws modulo p , respectively. In particular, we have

$$H_i(x, y, z) := \sum_{n \geq 0} h_{pn+i}(x, y) \frac{z^{pn+i}}{(pn+i)!},$$

for $i = 0, 1, \dots, p - 1$ such that

$$H(x, y, z) = H_0(x, y, z) + H_1(x, y, z) + \dots + H_{p-1}(x, y, z).$$

Next, we associate with the two distinct replacement matrices

$$\begin{pmatrix} 1 & 0 \\ 0 & 1 \end{pmatrix} \quad \text{and} \quad \begin{pmatrix} 1 & \ell \\ 0 & 1 + \ell \end{pmatrix}$$

from Definition 1.2 the differential operators \mathcal{D}_1 and \mathcal{D}_2 , respectively. We get

$$\mathcal{D}_1 := x^2 \partial_x + y^2 \partial_y \quad \text{and} \quad \mathcal{D}_2 := y^\ell \mathcal{D}_1,$$

where ∂_x and ∂_y are defined as the partial derivatives $\frac{\partial}{\partial x}$ and $\frac{\partial}{\partial y}$, respectively. This models the evolution of the urn. For example, in the term $x^2 \partial_x$, the derivative ∂_x represents drawing a black ball and the multiplication by x^2 returning this black ball and an additional black ball into the urn. The other terms have analogous interpretations.

With these operators, we are able to link the consecutive drawings with the following system:

$$(3) \quad \begin{cases} \partial_z H_{i+1}(x, y, z) = \mathcal{D}_1 H_i(x, y, z) & \text{for } i = 0, 1, \dots, p - 2, \\ \partial_z H_0(x, y, z) = \mathcal{D}_2 H_{p-1}(x, y, z). \end{cases}$$

Note that the derivative ∂_z models the evolution in time. We see two types of transitions: in the first $p - 1$ rounds the urn behaves like a normal Pólya urn, but in the p th round we additionally add ℓ white balls. The first transition type is modelled by the \mathcal{D}_1 operator and the second type by the \mathcal{D}_2 operator. This system of partial differential equations naturally corresponds to recurrences on the level of coefficients $h_{n,b,w}$, and *vice versa*. This philosophy is well explained in the *symbolic method* part of [33] (see also [30, 31, 42, 67] for examples of applications to urns).

As a next step, we want to eliminate the y variable in these equations. This is possible as the number of balls in each round and the number of black and white balls are connected due to the fact that we are dealing with balanced urns. As observed previously, one has

$$(4) \quad \text{number of balls after } n \text{ steps} = s_0 + n + \ell \left\lfloor \frac{n}{p} \right\rfloor,$$

with $s_0 := b_0 + w_0$ being the number of initial balls. Therefore, for any $x^b y^w z^n$ appearing in $H(x, y, z)$, we have

$$b + w = s_0 + n + \ell \frac{n - i}{p} \quad \text{if } n \equiv i \pmod{p},$$

which directly translates into the following system of equations (for $i = 0, \dots, p - 1$):

$$(5) \quad x \partial_x H_i(x, y, z) + y \partial_y H_i(x, y, z) = \left(1 + \frac{\ell}{p}\right) z \partial_z H_i(x, y, z) + \left(s_0 - \frac{i \ell}{p}\right) H_i(x, y, z).$$

These equations are contractions in the metric space of formal power series in z (see, e.g., [8] or [33], Section A.5), so, given the initial conditions $[z^0]H_i(x, y, z)$, the Banach fixed-point theorem entails that this system has a unique solution: our set of generating functions. Now, because of the deterministic link between the number of black balls and the number of white balls, it is natural to introduce the two shorthands $H(x, z) := H(x, 1, z)$ and $H_i(x, z) := H_i(x, 1, z)$. What is the nature of these functions? This is what we tackle now.

2.2. *D-finiteness of history generating functions.* Let us first give a formal definition of the fundamental concept of D-finiteness.

DEFINITION 2.2 (D-finiteness). A power series $F(z) = \sum_{n \geq 0} f_n z^n$ with coefficients in some ring \mathbb{A} is called *D-finite* if it satisfies a linear differential equation $L.F(z) = 0$, where $L \neq 0$ is a differential operator, $L \in \mathbb{A}[z, \partial_z]$. Equivalently, the sequence $(f_n)_{n \in \mathbb{N}}$ is called *P-recursive*: it satisfies a linear recurrence with polynomial coefficients in n . Such functions and sequences are also sometimes called *holonomic*.

D-finite functions are ubiquitous in combinatorics, computer science, probability theory, number theory, physics, etc.; see, for example, [1] or [33], Appendix B.4. They possess closure properties galore; this provides an ideal framework for handling (via computer algebra) sums and integrals involving such functions [15, 71]. The same idea applies to a full family of linear operators (differentiations, recurrences, finite differences, q -shifts) and is unified by what is called holonomy theory. This theory leads to a fascinating algorithmic universe to deal with orthogonal polynomials, Laplace and Mellin transforms, and most of the integrals of special functions: it offers powerful tools to prove identities, asymptotic expansions, numerical values, structural properties; see [50, 68, 76].

We have seen in Section 2.1 that the dynamics of urns is intrinsically related to *partial* differential equations (mixing ∂_x , ∂_y , and ∂_z). It is therefore a nice surprise that it is also possible to describe their evolution in many cases with *ordinary* differential equations (i.e., involving only ∂_z).

THEOREM 2.3 (Differential equations for histories). *The generating functions describing a Young–Pólya urn of period p and parameter ℓ with initially $s_0 = b_0 + w_0$ balls, where b_0 are black and w_0 are white, satisfy the following system of p partial differential equations:*

$$(6) \quad \partial_z H_{i+1}(x, z) = x(x - 1)\partial_x H_i(x, z) + \left(1 + \frac{\ell}{p}\right)z\partial_z H_i(x, z) + \left(s_0 - \frac{i\ell}{p}\right)H_i(x, z),$$

for $i = 0, \dots, p - 1$ with $H_p(x, z) := H_0(x, z)$. Moreover, if any of the corresponding generating functions (ordinary, exponential, ordinary probability or exponential probability) is D-finite in z , then all of them are D-finite in z .

PROOF. First, let us prove the system involving ∂_z and ∂_x only. Combining (3) and (5), we eliminate ∂_y . Then it is legitimate to insert $y = 1$ as there appears no differentiation with respect to y anymore. This gives (6).

Now, assume the ordinary generating function is D-finite. Multiplying a holonomic sequence by $n!$ (or by $1/n!$, or more generally by any holonomic sequence) gives a new sequence, which is also holonomic. In other words, the Hadamard product of two holonomic sequences is still holonomic [89], Chapter 6.4. This proves that the ordinary and exponential versions of our generating functions H and H_i are D-finite in z .

Finally, for the probability generating function defined as

$$\sum_{n,b,w} \mathbb{P}(B_n = b \text{ and } W_n = w) x^b y^w z^n = \sum_n \frac{h_n(x, y)}{h_n(1, 1)} z^n,$$

TABLE 1

Size of the D-finite equations for the four types of generating functions of histories (for the urn model of Example 2.4). We use the abbreviations EGF (exponential generating function), OGF (ordinary generating function), EPGF (exponential probability generating function), OPGF (ordinary probability generating function). We omit the degree of the variable y , as, for balanced urns, it is trivially related to the degree in x

Type	Generating function	Order in ∂_z	Degree in z	Degree in x
EGF	$\sum_{n,b,w} h_{n,b,w} x^b y^w \frac{z^n}{n!}$	5	13	16
OGF	$\sum_{n,b,w} h_{n,b,w} x^b y^w z^n$	7	23	20
EPGF	$\sum_{n,b,w} \mathbb{P}(B_n = b \text{ and } W_n = w) x^b y^w \frac{z^n}{n!}$	8	4	15
OPGF	$\sum_{n,b,w} \mathbb{P}(B_n = b \text{ and } W_n = w) x^b y^w z^n$	3	13	14

it is in general not the case that it is holonomic if the initial ordinary generating function is holonomic. But in our case a miracle occurs: in each residue class of $n \pmod p$, the sequence $(h_{pm+i}(1, 1))_{m \in \mathbb{N}}$ is hypergeometric (as shown in Theorem 3.1), therefore, the p subsequences $(1/h_{pm+i}(1, 1))_{m \in \mathbb{N}}$ are also hypergeometric, and thus the above probability generating function (which is the sum of p holonomic functions, each one being the Hadamard product of two holonomic functions) is holonomic. \square

Experimentally, in most cases a few terms suffice to guess a holonomic sequence in z . We believe that this sequence is always holonomic, yet we were not able to prove it in full generality. We plan to comment more on this and other related phenomena in a forthcoming article.

EXAMPLE 2.4. In the case of the Young–Pólya urn with $p = 2$, $\ell = 1$, and $b_0 = w_0 = 1$, the differential equations for histories (6) are

$$\begin{cases} \partial_z H_0(x, z) = x(x - 1)\partial_x H_1(x, z) + \frac{3}{2}z\partial_z H_1(x, z) + \frac{3}{2}H_1(x, z), \\ \partial_z H_1(x, z) = x(x - 1)\partial_x H_0(x, z) + \frac{3}{2}z\partial_z H_0(x, z) + 2H_0(x, z). \end{cases}$$

In addition to this system of *partial* differential equations, there exist also two *ordinary* linear differential equations in z for H_0 and H_1 and, therefore, for their sum $H := H_0 + H_1$, the generating function of all histories.

In Table 1, we compare the size of the D-finite equations⁵ for the different generating functions. For example, for the ordinary probability generating function one has the equation $L.F(x, z) = 0$, where L is the following differential operator of order 3 in ∂_z :

$$\begin{aligned} L = & 9z(z - 1)(z + 1)(15x^{13}z^{10} + \dots + 3)\partial_z^3 + 3(375x^{13}z^{12} + \dots - 21)\partial_z^2 \\ & + 2(1020x^{13}z^{11} + \dots + 42)\partial_z + 600x^{13}z^{10} + \dots + 1. \end{aligned}$$

The singularity at $z = 1$ of the leading coefficient reflects the fact that F is a probability generating function (and thus has radius of convergence equal to 1). It is noteworthy that some roots of the indicial polynomial of L at $z = 1$ differ by an integer, this phenomenon is sometimes called resonance, and often occurs in the world of hypergeometric functions; we will come back to these facts and what they imply for the asymptotics (see also [33], Chapter IX. 7.4).

⁵When we say *the* equation, we mean the linear differential equation of minimal order in ∂_z , and then minimal degrees in z and x , up to a constant factor for its leading term.

Note that the fact to be D-finite has an unexpected consequence: it allows a surprisingly fast computation of h_n in time $O(\sqrt{n} \log^2 n)$ (see [15], Chapter 15, for a refined complexity analysis of the corresponding algorithm). Such efficient computations are, for example, implemented in the Maple package `gfun` (see [83]). This package, together with some packages for differential elimination (see [16, 35]), allows us to compute the different D-finite equations from Table 1, via the union of our Theorem 3.1 on the hypergeometric closed forms and the closure properties mentioned above.

Another important consequence of the D-finiteness is that the type of the singularities that the function can have is constrained. In particular, the following important subclass of D-finite functions can be automatically analysed:

REMARK 2.5. Flajolet and Lafforgue have proven that under some “generic” conditions, such D-finite equations lead to a Gaussian limit law (see [32], Theorem 7, and [33], Chapter IX. 7.4). It is interesting that these generic conditions are not fulfilled in our case: we have a cancellation of the leading coefficient of L at $(x, z) = (1, 1)$, a confluence for the indicial polynomial, and the resonance phenomenon mentioned above! The natural model of periodic Pólya urns thus leads to an original analytic situation, which offers a new (non-Gaussian) limit law.

We thus need another strategy to determine the limit law. In the next section, we use the system of equations (6) to iteratively derive the moments of the distribution of black balls after n steps.

3. Moments of periodic Pólya urns. In this section, we give the proof of Theorem 1.6 and a generalization of it. As it will use the method of moments, let us introduce $m_r(n)$, the r th factorial moment of the distribution of black balls after n steps, that is,

$$m_r(n) := \mathbb{E}(B_n(B_n - 1) \cdots (B_n - r + 1)).$$

Expressing them in terms of the generating function $H(x, z)$, it holds that

$$m_r(n) = \frac{[z^n] \frac{\partial^r}{\partial x^r} H(x, z) \Big|_{x=1}}{[z^n] H(1, z)},$$

where $[z^n] \sum_n f_n z^n := f_n$ is the coefficient extraction operator.

We will compute the sequences of the numerator and denominator separately. We start with the denominators, the total number of histories after n steps.

3.1. Number of histories: A hypergeometric closed form. We prove that $H(1, z)$ satisfies a miraculous property which does not hold for $H(x, z)$: it is a sum of generalized hypergeometric functions (see, e.g., [3] for an introduction to this important class of special functions).

THEOREM 3.1 (Hypergeometric closed forms). *Let $h_n := n![z^n]H(1, z)$ be the number of histories after n steps in a Young–Pólya urn of period p and parameter ℓ with initially $s_0 = b_0 + w_0$ balls, where b_0 are black and w_0 are white. Then, for each i , $(h_{pm+i})_{m \in \mathbb{N}}$ is a hypergeometric sequence, satisfying the recurrence*

$$(7) \quad h_{p(m+1)+i} = \prod_{j=0}^{i-1} ((p + \ell)(m + 1) + s_0 + j) \prod_{j=i}^{p-1} ((p + \ell)m + s_0 + j) h_{pm+i}.$$

Equivalent closed forms are given in equations (10), (11) and (12).

PROOF. Substituting $x = 1$ into (6) and extracting the coefficient of z^n for $i = 0, \dots, p - 1$ gives the recurrence

$$(8) \quad h_{n+1} = \left(\left(1 + \frac{\ell}{p} \right) n + b_n \right) h_n \quad \text{with}$$

$$(9) \quad b_n := s_0 - \frac{\ell}{p} (n \bmod p),$$

where $n \bmod p$ gives values in $\{0, 1, \dots, p - 1\}$. Iterating this recurrence relation p times gives (7). This leads to the following equivalent closed forms:

$$(10) \quad h_{pm+i} = \frac{(p + \ell)^{pm+i}}{\prod_{j=0}^{p-1} \Gamma\left(\frac{s_0+j}{p+\ell}\right)} \prod_{j=0}^{i-1} \Gamma\left(m + 1 + \frac{s_0 + j}{p + \ell}\right) \prod_{j=i}^{p-1} \Gamma\left(m + \frac{s_0 + j}{p + \ell}\right),$$

$$(11) \quad h_{pm+i} = (p + \ell)^{pm} \frac{\Gamma(s_0 + (p + \ell)m + i)}{\Gamma(s_0 + (p + \ell)m)} \prod_{j=0}^{p-1} \frac{\Gamma\left(m + \frac{s_0+j}{p+\ell}\right)}{\Gamma\left(\frac{s_0+j}{p+\ell}\right)}.$$

Accordingly, the function $H(1, z)$ is the sum of p generalized hypergeometric functions ${}_pF_{p-1}$:

$$(12) \quad H(1, z) = \sum_{i=0}^{p-1} \binom{s_0 + i - 1}{i} z^i {}_pF_{p-1} \left(L_1(i), L_2(i), \left(\frac{(p + \ell)z}{p} \right)^p \right),$$

where the lists of arguments are given by $L_1(i) := \left[\left(\frac{s_0+j}{p+\ell} + 1 \right)_{j=0, \dots, i-1}, \left(\frac{s_0+j}{p+\ell} \right)_{j=i, \dots, p-1} \right]$ and $L_2(i) := \left[\left(\frac{j}{p} + 1 \right)_{j=1, \dots, i}, \left(\frac{j}{p} \right)_{j=i+1, \dots, p-1} \right]$. \square

EXAMPLE 3.2. In the case of the Young–Pólya urn with $p = 2, \ell = 1$, and $b_0 = w_0 = 1$, one has the hypergeometric closed forms for $h_n := n![z^n]H(1, z)$:

$$h_n = \begin{cases} 3^n \frac{\Gamma\left(\frac{n}{2} + 1\right)\Gamma\left(\frac{n}{2} + \frac{2}{3}\right)}{\Gamma(2/3)} & \text{if } n \text{ is even,} \\ 3^n \frac{\Gamma\left(\frac{n}{2} + \frac{1}{2}\right)\Gamma\left(\frac{n}{2} + \frac{7}{6}\right)}{\Gamma(2/3)} & \text{if } n \text{ is odd.} \end{cases}$$

Alternatively, this sequence satisfies $h(n + 2) = \frac{3}{2}h(n + 1) + \frac{1}{4}(9n^2 + 21n + 12)h(n)$. This sequence was not in the On-Line Encyclopedia of Integer Sequences, accessible at <https://oeis.org>. We added it there; it is now [A293653](https://oeis.org/A293653), and it starts like this: 1, 2, 6, 30, 180, 1440, 12960, 142560, 1710720, The exponential generating function can be written as the sum of two hypergeometric functions:

$$H(1, z) = {}_2F_1 \left(\left[\frac{2}{3}, 1 \right], \left[\frac{1}{2} \right], \left(\frac{3z}{2} \right)^2 \right) + 2z {}_2F_1 \left(\left[\frac{5}{3}, 1 \right], \left[\frac{3}{2} \right], \left(\frac{3z}{2} \right)^2 \right).$$

3.2. Mean and critical exponent. Let us proceed with the computation of moments. For this purpose, define

$$h_n^{(r)} := n![z^n] \frac{\partial^r}{\partial x^r} H(x, z) \Big|_{x=1},$$

as the coefficient of $\frac{(x-1)^r z^n}{r!n!}$ of $H(x, z)$. Then the r th moment is obviously computed as $m_r(n) = \frac{h_n^{(r)}}{h_n}$. The key idea why to use these quantities comes from the differential equations for histories (6). The derivative of $H_i(x, z)$ with respect to x has a factor $(x - 1)$, which

makes it possible to compute $h_n^{(r)}$ iteratively by taking the r -th derivative with respect to x and substituting $x = 1$. Let us define the auxiliary functions

$$H_i^{(r)}(z) := \frac{\partial^r}{\partial x^r} H_i(x, z) \Big|_{x=1}.$$

We get for $i = 0, \dots, p - 1$ (with b_i as defined in (9)):

$$\partial_z H_{i+1}^{(r)}(z) = \left(1 + \frac{\ell}{p}\right) z \partial_z H_i^{(r)}(z) + (b_i + r) H_i^{(r)}(z) + (r - 1) r H_i^{(r-1)}(z).$$

From this equation we extract the n th coefficient with respect to z and multiply by $n!$ to get

$$(13) \quad h_{n+1}^{(r)} = \left(\left(1 + \frac{\ell}{p}\right) n + b_n + r \right) h_n^{(r)} + (r - 1) r h_n^{(r-1)}.$$

We reveal a perturbed version of (8). In particular, this is a nonhomogeneous linear recurrence relation. Yet, the inhomogeneity only emerges for $r \geq 2$. Thus, the mean is derived directly with the same approach as h_n previously. Note that for $r = 1$, equation (13) is exactly of the same type as (8) after replacing s_0 by $s_0 + r$ and h_0 by b_0 . We get without any further work

$$h_{pm+i}^{(1)} = C_1 (p + \ell)^{pm+i} \prod_{j=0}^{i-1} \Gamma\left(m + 1 + \frac{s_0 + 1 + j}{p + \ell}\right) \prod_{j=i}^{p-1} \Gamma\left(m + \frac{s_0 + 1 + j}{p + \ell}\right),$$

$$C_1 = b_0 \prod_{j=0}^{p-1} \Gamma\left(\frac{s_0 + 1 + j}{p + \ell}\right)^{-1}.$$

Combining the last two results, we get a (surprisingly) simple expression

$$\mathbb{E} B_{pm+i} = \frac{h_{pm+i}^{(1)}}{h_{pm+i}} = \frac{C_1 \prod_{j=0}^{i-1} \Gamma\left(m + 1 + \frac{s_0 + 1 + j}{p + \ell}\right) \prod_{j=i}^{p-1} \Gamma\left(m + \frac{s_0 + 1 + j}{p + \ell}\right)}{C_0 \prod_{j=0}^{i-1} \Gamma\left(m + 1 + \frac{s_0 + j}{p + \ell}\right) \prod_{j=i}^{p-1} \Gamma\left(m + \frac{s_0 + j}{p + \ell}\right)}$$

$$= b_0 \frac{\Gamma\left(\frac{s_0}{p + \ell}\right)}{\Gamma\left(\frac{s_0 + p}{p + \ell}\right)} \left(m + \frac{s_0 + i}{p + \ell}\right) \frac{\Gamma\left(m + \frac{s_0 + p}{p + \ell}\right)}{\Gamma\left(m + 1 + \frac{s_0}{p + \ell}\right)}.$$

In particular, it is straightforward to compute an asymptotic expansion for the mean by Stirling’s approximation. For $i = 0, 1, \dots, p - 1$, we get

$$\mathbb{E} B_{pm+i} = b_0 \frac{\Gamma\left(\frac{s_0}{p + \ell}\right)}{\Gamma\left(\frac{s_0 + p}{p + \ell}\right)} m^{\frac{p}{p + \ell}} \left(1 + O\left(\frac{1}{m}\right)\right).$$

This leads to the following proposition.

PROPOSITION 3.3 (Formula for the mean of Young–Pólya urns). *The expected number of black balls in a Young–Pólya urn of period p and parameter ℓ with initially $s_0 = b_0 + w_0$ balls, where b_0 are black and w_0 are white, satisfies for large n*

$$\mathbb{E} B_n = b_0 \frac{\Gamma\left(\frac{s_0}{p + \ell}\right)}{\Gamma\left(\frac{s_0 + p}{p + \ell}\right)} \left(\frac{n}{p}\right)^{\frac{p}{p + \ell}} \left(1 + O\left(\frac{1}{n}\right)\right).$$

REMARK 3.4 (Critical exponent). As will be more transparent from discussions in the next sections, the exponent $\delta := \frac{p}{p + \ell}$ is here the crucial quantity to keep in mind. It is sometimes called “critical exponent” as such exponents can often be captured by ideas from statistical mechanics, as a signature of a phase transition phenomenon.

EXAMPLE 3.5. For the Young–Pólya urn with $p = 2$, $\ell = 1$, and $b_0 = w_0 = 1$, the expected number of black balls at time n is thus

$$\mathbb{E}B_n = \frac{\Gamma(2/3)}{\Gamma(4/3)} \left(\frac{n}{2}\right)^{\frac{2}{3}} \left(1 + O\left(\frac{1}{n}\right)\right) \approx 0.9552n^{2/3} \left(1 + O\left(\frac{1}{n}\right)\right).$$

This is coherent with the renormalization used for the limit law of B_n in Example 1.7.

3.3. *Higher moments.* When computing higher moments, the first idea is to transform the nonhomogeneous recurrence relation (13) into a homogeneous one. To this aim, one rewrites this equation into

$$(14) \quad y_{n+1} - (an + b_n + r)y_n = (r - 1)rh_n^{(r-1)} \quad \text{and} \quad y_0 = \partial_x^r H(x, 0)|_{x=1}.$$

Note that we have $y_n = h_n^{(r)}$, the r -th moment we want to determine. From now on, we speak of the *homogeneous equation* to refer to the left-hand side of equation (14) set equal to 0, whereas equation (14) itself is called the *nonhomogeneous equation*. In order to get $h_n^{(r)}$, we proceed by induction on r : we assume that the $(r - 1)$ -st moment is known (thus, we know the right-hand side of (14)), and we want to express the r th moment $h_n^{(r)}$ (i.e., we want to solve the recurrence (14) for y_n) in terms of this previously computed quantity.

As for any linear recurrence, its solution is given by a combination of a solution $h_{n,\text{hom}}^{(r)}$ of the homogeneous equation and of a particular solution $h_{n,\text{par}}^{(r)}$ such that

$$(15) \quad h_n^{(r)} = C_r h_{n,\text{hom}}^{(r)} - h_{n,\text{par}}^{(r)},$$

with $C_r \in \mathbb{R}$ such that the initial condition in (14) is satisfied. We will show that asymptotically only the solution $h_{n,\text{hom}}^{(r)}$ of the homogeneous equation is dominant. First of all, this solution is easy to compute, as it is again of the same type as (8). We have

$$(16) \quad h_{pm+i,\text{hom}}^{(r)} = (p + \ell)^{pm+i} \prod_{j=0}^{i-1} \Gamma\left(m + 1 + \frac{s_0 + r + j}{p + \ell}\right) \prod_{j=i}^{p-1} \Gamma\left(m + \frac{s_0 + r + j}{p + \ell}\right).$$

The next idea is to find a particular solution of the nonhomogeneous recurrence relation (14). We will show that the equation exhibits a phenomenon similar to resonance and we will show that the particular solution is

$$(17) \quad h_{n,\text{par}}^{(r)} = \sum_{j=1}^{r-1} d_j h_n^{(j)} \quad \text{for constants } d_j \in \mathbb{R}.$$

We will compute the coefficients d_j by induction from $r - 1$ to 1. First, we observe that the inhomogeneous part in the r th equation is a multiple of the solution $h_n^{(r-1)}$ of the $(r - 1)$ -st equation. This motivates us to set $y_n = h_n^{(r-1)}$ in the homogeneous equation of the r -th equation. Using (14) then leads to

$$h_{n+1}^{(r-1)} - (an + b_n + r)h_n^{(r-1)} = (r - 1)(r - 2)h_n^{(r-2)} - h_n^{(r-1)}.$$

Thus, by linearity we choose $h_{n,\text{par}}^{(r)} = z_n - (r - 1)rh_n^{(r-1)}$, that is, $d_{r-1} = (r - 1)r$, as a first candidate for a particular solution where z_n is (still) an undetermined sequence. Inserting this into (14), we get a recurrence relation for z_n , where we reduced the order of the inhomogeneity by one in r (in comparison with (14)):

$$z_{n+1} - (an + b_n + r)z_n = r(r - 1)^2(r - 2)h_n^{(r-2)}.$$

Continuing this approach, we compute all d_j 's inductively. As the order in r decreases, this approach terminates at $r = 1$. One thus identifies the constants d_j of formula (17):

$$d_j = \prod_{i=j+1}^r \frac{(i-1)i}{r-i+1} = \binom{r-1}{j-1} \frac{r!}{j!} = L(r, j),$$

with $L(r, j)$ being the Lah numbers, which express the rising factorials in terms of falling factorials⁶ (see [57] and [77], page 43):

$$(18) \quad \sum_{j=1}^r L(r, j)x^{\underline{j}} = x^{\overline{r}}.$$

Then, by (15) we get the general solution of the r th moment

$$(19) \quad h_n^{(r)} = C_r h_{n,\text{hom}}^{(r)} - \sum_{j=1}^{r-1} L(r, j)h_n^{(j)}.$$

For $n = 0$, equation (19) becomes

$$h_0^{(r)} = \partial_x^r H(x, 0)|_{x=1} = b_0^{\underline{r}} = C_r h_{0,\text{hom}}^{(r)} - \sum_{j=1}^{r-1} L(r, j)b_0^{\underline{j}},$$

which gives together with (18) that $C_r h_{0,\text{hom}}^{(r)} = b_0^{\overline{r}}$.

Finally, we are now able to compute the asymptotic expansion of the r th (factorial) moment. Using Stirling's approximation, the quotient of the quantities given by (19) and (16) gives that $\frac{h_n^{(j)}}{h_{n,\text{hom}}^{(r)}} = O(n^{-\frac{(r-j)p}{p+\ell}})$, for $j = 1, \dots, r - 1$. Hence, for the r th moment given by (19), we proved that the contribution of $h_{n,\text{hom}}^{(r)}$ is the asymptotically dominant one. This leads to the main result on the asymptotics of the moments.

PROPOSITION 3.6 (Moments of Young–Pólya urns). *The r th (factorial) moment of B_n (the number of black balls in the Young–Pólya urn of period p and parameter ℓ with initially $s_0 = b_0 + w_0$ balls, where b_0 are black and w_0 are white) for large n satisfies⁶*

$$m_r(n) = \gamma_r n^{\delta r} \left(1 + O\left(\frac{1}{n}\right)\right) \quad \text{with } \gamma_r = \frac{b_0^{\overline{r}}}{p^{\delta r}} \prod_{j=0}^{r-1} \frac{\Gamma(\frac{s_0+j}{p+\ell})}{\Gamma(\frac{s_0+r+j}{p+\ell})} \text{ and } \delta = \frac{p}{p+\ell}.$$

EXAMPLE 3.7. For the Young–Pólya urn with $p = 2$, $\ell = 1$, and $b_0 = w_0 = 1$, the variance of the number of black balls at time n is thus

$$\mathbb{V}B_n = \frac{27}{8} \frac{\Gamma(\frac{2}{3})^2 (3\Gamma(\frac{4}{3}) - \Gamma(\frac{2}{3})^2)}{2^{1/3}\pi^2} n^{4/3} \left(1 + O\left(\frac{1}{n}\right)\right) \approx 0.42068 n^{4/3} \left(1 + O\left(\frac{1}{n}\right)\right).$$

NOTA BENE. The reasoning following equation (19) shows that these asymptotics are the same for the moments and the factorial moments, so in the sequel we refer to this result indifferently from both points of view.

⁶The falling factorial $x^{\underline{r}}$ is defined by $x^{\underline{r}} := x(x-1)\cdots(x-r+1) = \Gamma(x+1)/\Gamma(x-r+1)$, while the rising factorial $x^{\overline{r}}$ is defined by $x^{\overline{r}} := \Gamma(x+r)/\Gamma(x) = x(x+1)\cdots(x+r-1)$. These two notations were introduced as an alternative to the Pochhammer symbols by Graham, Knuth and Patashnik in [39].

3.4. *Limit distribution for periodic Pólya urns.* We use the method of moments to prove Theorem 1.6 (the generalized gamma product distribution for Young–Pólya urns). The natural factors occurring in the constant γ_r of Proposition 3.6, may they be $1/\Gamma(\frac{s+r+j}{p+\ell})$ or $(b_0^{\bar{r}})^{1/p}/\Gamma(\frac{s+r+j}{p+\ell})$, do not satisfy the determinant/finite difference positivity tests for the Stieltjes/Hamburger/Hausdorff moment problems, therefore, no continuous distribution has such moments (see [92]). However, the full product does correspond to moments of a distribution which is easier to identify if we start by transforming the constant γ_r by the Gauss multiplication formula of the gamma function; this gives

$$\gamma_r = \frac{(p + \ell)^r}{p^{\delta r}} \frac{\Gamma(b_0 + r)\Gamma(s_0)}{\Gamma(b_0)\Gamma(s_0 + r)} \prod_{j=0}^{\ell-1} \frac{\Gamma(\frac{s_0+r+p+j}{p+\ell})}{\Gamma(\frac{s_0+p+j}{p+\ell})}.$$

Combining this result with the r th (factorial) moment $m_r(n)$ from Proposition 3.6, we see that the moments $\mathbb{E}(B_n^{*r})$ of the rescaled random variable $B_n^* := \frac{p^\delta}{p+\ell} \frac{B_n}{n^\delta}$ converge for $n \rightarrow \infty$ to the limit

(20)
$$m_r := \frac{\Gamma(b_0 + r)\Gamma(s_0)}{\Gamma(b_0)\Gamma(s_0 + r)} \prod_{j=0}^{\ell-1} \frac{\Gamma(\frac{s_0+r+p+j}{p+\ell})}{\Gamma(\frac{s_0+p+j}{p+\ell})},$$

a simple formula involving the parameters (p, ℓ, b_0, w_0) of the model (with $s_0 := b_0 + w_0$).

Next, note that the following sum diverges (recall that $0 \leq (1 - \delta) < 1$):

$$\sum_{r>0} m_r^{-1/(2r)} = \sum_{r>0} \left(\frac{(p + \ell)e}{r} \right)^{(1-\delta)/2} (1 + o(1)) = +\infty.$$

Therefore, a result by Carleman (see [21], pages 189–220) implies that there exists a unique distribution (let us call it \mathcal{D}) with such moments m_r . Then, by the limit theorem of Fréchet and Shohat [34], page 536,⁷ B_n^* converges to \mathcal{D} .

Finally, we use the shape of the moments in (20) in order to express this distribution \mathcal{D} in terms of the main functions defined in Section 1. First, note that if for some independent random variables X, Y, Z , one has $\mathbb{E}(X^r) = \mathbb{E}(Y^r)\mathbb{E}(Z^r)$ (and if Y and Z are determined by their moments), then $X \stackrel{\mathcal{L}}{=} YZ$. Therefore, we treat the factors independently. The first factor corresponds to a beta distribution $\text{Beta}(b_0, w_0)$. For the other factors, it is easy to check that if $X \sim \text{GenGamma}(\alpha, \beta)$ is a generalized gamma distributed random variable (as defined in Definition 1.4), then it is a distribution determined by its moments, which are given by $\mathbb{E}(X^r) = \frac{\Gamma(\frac{\alpha+r}{\beta})}{\Gamma(\frac{\alpha}{\beta})}$. Therefore, the expression in (20) characterizes the GenGammaProd distribution. This completes the proof of Theorem 1.6.

For reasons which would be clear in Section 4, it was natural to focus first on Young–Pólya urns. However, the method presented in this section allows us to handle more general models. It would have been quite indigestible to present directly the general proof with heavy notation and many variables but now that the reader got the key steps of the method, she should be delighted to recycle all of this for free in the following much more general result.

THEOREM 3.8 (The generalized gamma product distribution for triangular balanced urns). *Let $p \geq 1$ and $\ell_1, \dots, \ell_p \geq 0$ be nonnegative integers. Consider a periodic Pólya urn of period p with replacement matrices M_1, \dots, M_p given by $M_j := \begin{pmatrix} 1 & \ell_j \\ 0 & 1+\ell_j \end{pmatrix}$. Then the renormalized distribution of black balls is asymptotically for $n \rightarrow \infty$ given by the following product*

⁷As a funny coincidence, Fréchet and Shohat mention in [34] that the generalized gamma distribution with parameter $p \geq 1/2$ is uniquely characterized by its moments.

of distributions:

$$\frac{p^\delta}{p + \ell} \frac{B_n}{n^\delta} \xrightarrow{\mathcal{L}} \text{Beta}(b_0, w_0) \prod_{\substack{i=1 \\ i \neq \ell_1 + \dots + \ell_j + j \text{ with } 1 \leq j \leq p-1}}^{p+\ell-1} \text{GenGamma}(b_0 + w_0 + i, p + \ell)$$

with $\ell = \ell_1 + \dots + \ell_p$, $\delta = p/(p + \ell)$, and $\text{Beta}(b_0, w_0) = 1$ when $w_0 = 0$.

In the sequel, we denote this distribution by $\text{GenGammaProd}([\ell_1, \dots, \ell_p]; b_0, w_0)$.

PROOF. The proof relies on the same steps as in Sections 2 and 3 with some minor technical changes, so we only point out the main differences.

The behaviour of the urn is now modeled by the p differential operators $\mathcal{D}_j = y^{\ell_j}(x^2\partial_x + y^2\partial_y)$. As the matrices are balanced, there is (like in equation (4)) a direct link between the number of black balls and the total number of balls. This allows to eliminate the y variable and leads to the following system of partial differential equations (which generalizes equation (6)):

$$\partial_z H_{i+1}(x, z) = x(x - 1)\partial_x H_i(x, z) + \left(1 + \frac{\ell}{p}\right)z\partial_z H_i(x, z) + \left(s_0 - \sum_{j=1}^i \ell_j - \frac{i\ell}{p}\right)H_i(x, z),$$

for $i = 0, \dots, p - 1$ with $H_p(x, z) := H_0(x, z)$. Here, one again applies the method of moments used in this Section 3. In particular, equation (8) remains the same. Only the coefficients b_n in equation (9) change to $s_0 - \sum_{j=1}^i \ell_j - \frac{\ell}{p}(i \bmod p)$.

Hence, we get the following asymptotic result for the moments generalizing Proposition 3.6:

$$(21) \quad m_r(n) = \gamma_r n^{\delta r} \left(1 + O\left(\frac{1}{n}\right)\right) \quad \text{with } \gamma_r = \frac{b_0^r}{p^{\delta r}} \prod_{j=0}^{p-1} \frac{\Gamma\left(\frac{s_0}{p+\ell} + \frac{j+\sum_{k=1}^j \ell_k}{p+\ell}\right)}{\Gamma\left(\frac{s_0+r}{p+\ell} + \frac{j+\sum_{k=1}^j \ell_k}{p+\ell}\right)}.$$

After rewriting γ_r via the Gauss multiplication formula, we recognize the product of distributions (characterized by their moments) which we wanted to prove. \square

Let us illustrate this theorem with what we call the staircase periodic Pólya urn (this model will reappear later in the article).

EXAMPLE 3.9 (Staircase periodic Pólya urn). For the Pólya urn of period 3 with replacement matrices

$$M_1 := \begin{pmatrix} 1 & 0 \\ 0 & 1 \end{pmatrix}, \quad M_2 := \begin{pmatrix} 1 & 1 \\ 0 & 2 \end{pmatrix} \quad \text{and} \quad M_3 := \begin{pmatrix} 1 & 2 \\ 0 & 3 \end{pmatrix},$$

the number B_n of black balls has the limit law $\text{GenGammaProd}([0, 1, 2]; b_0, w_0)$:

$$\frac{\sqrt{3}}{6} \frac{B_n}{\sqrt{n}} \xrightarrow{\mathcal{L}} \text{Beta}(b_0, w_0) \prod_{i=2,4,5} \text{GenGamma}(b_0 + w_0 + i, 6).$$

In the next section, we will see what are the implications of our results for urns on an apparently unrelated topic: Young tableaux.

4. Urns, trees and Young tableaux. As predicted by Anatoly Vershik in [90], the twenty-first century should see a lot of challenges and advances on the links between probability theory and (algebraic) combinatorics. A key rôle is played here by Young tableaux⁸ because of their ubiquity in representation theory. Many results on their asymptotic shape have been collected, but very few results are known on their asymptotic content when the shape is fixed (see, e.g., the works by Pittel and Romik, Angel et al., Marchal [4, 63, 73, 81], who have studied the distribution of the values of the cells in random rectangular or staircase Young tableaux, while the case of Young tableaux with a more general shape seems to be very intricate). It is therefore pleasant that our work on periodic Pólya urns allows us to get advances on the case of a triangular shape, with any rational slope.

DEFINITION 4.1. For any fixed integers $n, \ell, p \geq 1$, we define a *triangular Young tableau* of parameters (ℓ, p, n) as a classical Young tableau with $N := p\ell n(n + 1)/2$ cells, with length $n\ell$, and height np such that the first ℓ columns have np cells, the next ℓ columns have $(n - 1)p$ cells, and so on (see Figure 3).

For such a tableau, we now study what is the typical value of its southeast corner (with the French convention of drawing tableaux; see [61] but, however, take care that on page 2 therein, Macdonald advises readers preferring the French convention to “read this book upside down in a mirror!” Some French authors quickly propagated the joke that Macdonald was welcome to apply his own advice while reading their articles!).

It could be expected (e.g., via the Greene–Nijenhuis–Wilf hook walk algorithm for generating Young tableaux; see [40]) that the entries near the hypotenuse should be $N - o(N)$. Can we expect a more precise description of these $o(N)$ fluctuations? Our result on periodic urns enables us to exhibit the right critical exponent, and the limit law in the corner.

THEOREM 4.2. Choose a uniform random triangular Young tableau of parameters (ℓ, p, n) and of size $N = p\ell n(n + 1)/2$ and put $\delta = p/(p + \ell)$. Let X_n be the entry of the southeast corner. Then $(N - X_n)/n^{1+\delta}$ converges in law to the same limiting distribution as the number of black balls in the periodic Young–Pólya urn with initial conditions $b_0 = p, w_0 = \ell$ and with replacement matrices $M_1 = \dots = M_{p-1} = \begin{pmatrix} 1 & 0 \\ 0 & 1 \end{pmatrix}$ and $M_p = \begin{pmatrix} 1 & \ell \\ 0 & 1+\ell \end{pmatrix}$, that is, we have the convergence in law, as n goes to infinity, towards GenGammaProd (the distribution defined by formula (1), page 1924):

$$\frac{2}{p\ell} \frac{N - X_n}{n^{1+\delta}} \xrightarrow{\mathcal{L}} \text{GenGammaProd}(p, \ell, p, \ell).$$

REMARK 4.3. The case $p = 1$ corresponds to a classical (nonperiodic) urn; see Remark 1.8. The case $p = 2$ and $\ell = 1$ corresponds to our running example of a Young–Pólya urn; see Example 1.7.

REMARK 4.4. If we replace the parameters (ℓ, p, n) by $(K\ell, Kp, n)$ for some integer $K > 1$, we are basically modelling the same triangle, yet the limit law is GenGammaProd($Kp, K\ell, Kp, K\ell$), which differs from GenGammaProd(p, ℓ, p, ℓ). It is noteworthy that one still has some universality: the critical exponent δ remains the same and, besides, the limit laws are closely related in the sense that they have similar tails. We address these questions in Section 5.2.

⁸A Young tableau of size n is an array with columns of (weakly) decreasing height, in which each cell is labelled, and where the labels run from 1 to n and are strictly increasing along rows from left to right and columns from bottom to top; see Figure 3. We refer to [61] for a thorough discussion on these objects.

PROOF. As this proof involves several technical lemmas (which we prove in the next subsections), we first present its structure so that the reader gets a better understanding of the key ideas. Our proof starts by establishing a link between Young tableaux and linear extensions of trees. After that, we will be able to conclude via a second link between these trees and periodic Pólya urns.

Let us begin with Figure 3 which describes the link between the main characters of this proof: the Young tableau \mathcal{Y} and the “big” tree \mathcal{T} (which contains the “small” tree \mathcal{S}). More precisely, we define the rooted planar tree \mathcal{S} as follows:

- The leftmost branch of \mathcal{S} is a sequence of vertices which we call v_1, v_2, \dots
- Set $m := n\ell$. The vertex v_m (the one in black in Figure 3) has $p - 1$ children.
- For $2 \leq k \leq n - 1$, the vertex $v_{k\ell}$ has $p + 1$ children.
- All other vertices v_j (for $j < m, j \neq k\ell$) have exactly one child.

Now, define \mathcal{T} as the “big” tree obtained from the “small” tree \mathcal{S} by adding a vertex v_0 as the parent of v_1 and adding a set \mathcal{S}' of children to v_0 . The size of \mathcal{S}' is chosen such that $|\mathcal{T}| = 1 + |\mathcal{S}| + |\mathcal{S}'| = 1 + N$, where N is the number of cells of the Young tableau \mathcal{Y} . Moreover, the hook length of each cell (in grey) in the first row of \mathcal{Y} is equal to the hook length⁹ of the corresponding vertex (in grey also) in the leftmost branch of \mathcal{S} .

Let us now introduce a linear extension $E_{\mathcal{T}}$ of \mathcal{T} , that is, a bijection from the set of vertices of \mathcal{T} to $\{1, \dots, N + 1\}$ such that $E_{\mathcal{T}}(u) < E_{\mathcal{T}}(u')$ whenever u is an ancestor of u' . A key result, which we prove hereafter in Proposition 4.9, is the following: if $E_{\mathcal{T}}$ is a uniformly random linear extension of \mathcal{T} , then $E_{\mathcal{Y}}(v)$ (the entry of the southeast corner v in a uniformly random Young tableau \mathcal{Y}) has the same law as $E_{\mathcal{T}}(v_m)$:

$$(22) \quad 1 + E_{\mathcal{Y}}(v) \stackrel{\mathcal{L}}{=} E_{\mathcal{T}}(v_m).$$

Note that in the statement of the theorem, $E_{\mathcal{Y}}(v)$ is denoted by X_n to initially help the reader to follow the dependency on n .

Furthermore, recall that \mathcal{T} was obtained from \mathcal{S} by adding a root and some children to this root. Therefore, one can obtain a linear extension of the “big” tree \mathcal{T} from a linear extension of the “small” tree \mathcal{S} . In Section 4.4, we show that this allows us to construct a uniformly random linear extension $E_{\mathcal{T}}$ of \mathcal{T} and a uniformly random linear extension $E_{\mathcal{S}}$ of \mathcal{S} such that

$$(23) \quad |\mathcal{T}| - E_{\mathcal{T}}(v_m) \stackrel{\mathcal{L}}{=} n(|\mathcal{S}| - E_{\mathcal{S}}(v_m) + \text{smaller order error terms}).$$

The last step, which we prove in Proposition 4.17, is that

$$(24) \quad |\mathcal{S}| - E_{\mathcal{S}}(v_m) \stackrel{\mathcal{L}}{=} \text{distribution of periodic Pólya urn} + \text{deterministic quantity}.$$

Indeed, more precisely $|\mathcal{S}| - E_{\mathcal{S}}(v_m)$ has the same law as the number of black balls in a periodic urn after $(n - 1)p$ steps (an urn with period p , with parameter ℓ , and with initial conditions $b_0 = p$ and $w_0 = \ell$). Thus, our results on periodic urns from Section 3 and the conjunction of equations (22), (23) and (24) give the convergence in law for $E_{\mathcal{Y}}(v)$ which we wanted to prove. \square

The subsequent sections are dedicated to the proofs of the auxiliary propositions that are crucial for the proof of Theorem 4.2. First, we establish a link between our problem on Young tableaux and a related problem on trees. Second, we explain the connection between the related problem on trees and the model of periodic urns.

⁹The hook length of a vertex in a tree is the size of the subtree rooted at this vertex.

4.1. *The link between Young tableaux and trees.* We will need the following definitions.

DEFINITION 4.5 (The shape of a tableau¹⁰). We say that a tableau has *shape* $\lambda_1^{i_1} \cdots \lambda_n^{i_n}$ (with $\lambda_1 > \cdots > \lambda_n$) if it has (from left to right) first i_1 columns of height λ_1 , etc., and ends with i_n columns of height λ_n .

As an illustration, the tableau on the top of Figure 3 has shape $9^4 6^4 3^4$.

DEFINITION 4.6 (The shape of a tree). Consider a rooted planar tree \mathcal{T} with at least two vertices and having the shape of a “comb”: at each level only the leftmost node can have children. It has *shape* $(i_0, j_0; i_1, j_1; \dots; i_n, j_n)$ if

- when $n = 0$, then \mathcal{T} is the tree with j_0 leaves and i_0 internal nodes, all of them unary except for the last one which has j_0 children;
- when $n \geq 1$, then \mathcal{T} is the tree with *shape* $(i_0, j_0; i_1, j_1; \dots; i_{n-1}, j_{n-1})$ to which we attach a tree of shape (i_n, j_n) as a new leftmost subtree to the parent of the leftmost leaf.

Figure 4 illustrates the recursive construction of a tree of shape $(1, 4; 1, 2; 2, 2)$. As another example, the tree \mathcal{T} in Figure 3 has shape $(1, |S'|; 4, 3; 4, 3; 4, 2)$, where $|S'|$ stands for the number of leaves in S' .

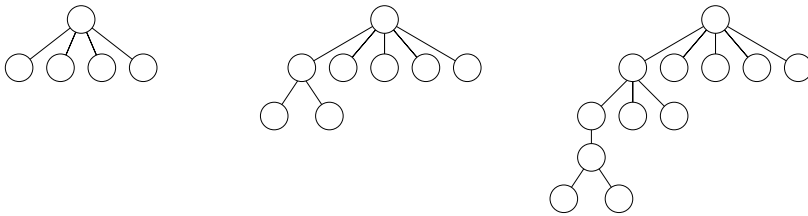


FIG. 4. *The recursive construction of a tree of shape $(1, 4; 1, 2; 2, 2)$. First, a tree of shape $(1, 4)$, second, a tree of shape $(1, 4; 1, 2)$, third, a tree of shape $(1, 4; 1, 2; 2, 2)$.*

Let us end this small collection of definitions with a more classical one.

DEFINITION 4.7 (Linear extension of a poset and of a tree). A *linear extension* E of a poset \mathcal{A} of size N is a bijection between this poset and $\{1, \dots, N\}$ satisfying $E(u) \leq E(v)$ whenever $u \leq v$. Accordingly, a linear extension of a tree \mathcal{A} with N vertices is a bijection E between the vertices of \mathcal{A} and $\{1, \dots, N\}$ satisfying $E(u) \leq E(v)$ whenever u is a child of v .

We denote by $\text{ext}(\mathcal{A})$ the number of linear extensions of \mathcal{A} .

REMARK 4.8. In combinatorics, a linear extension is also called an increasing labelling. In the sequel, we will sometimes say “(increasing) labelling” instead of “linear extension”, hoping that this less precise terminology will help the intuition of the reader.

We are now ready to state the following result.

¹⁰Some authors define the shape of a tableau as its row lengths from bottom to top. In this article, we use the list of column lengths, as it directly gives the natural quantities to state our results in terms of trees and urns.

PROPOSITION 4.9 (Link between the southeast corner of Young tableaux and linear extensions of trees). *Fix a tableau with shape $\lambda_1^{i_1} \cdots \lambda_n^{i_n}$ and consider a random uniform Young tableau \mathcal{Y} with this given shape. Let $E_{\mathcal{Y}}(v)$ be the entry of the southeast corner of this Young tableau. Let \mathcal{T} be a tree with shape $(1, N - m - \lambda_1 + 1; i_1, \lambda_1 - \lambda_2; i_2, \lambda_2 - \lambda_3; \dots; i_n, \lambda_n - 1)$, where $N = \sum \lambda_k i_k$ is the size of the tableau \mathcal{Y} and $m = i_1 + \dots + i_n$ is the number of its columns. Let $E_{\mathcal{T}}$ be a random uniform linear extension of \mathcal{T} , and v_m be the m th vertex in the leftmost branch of this tree \mathcal{T} . Then $E_{\mathcal{T}}(v_m)$ and $1 + E_{\mathcal{Y}}(v)$ have the same law.*

PROOF. The proof will be given on page 1948, as it requires two ingredients, which have their own interest and which are presented in the two next sections (Section 4.2 on the density method for Young tableaux, and Section 4.3 on the density method for trees). \square

EXAMPLE 4.10. Let us apply the previous result to the tree of shape $(1, 4; 1, 2; 2, 2)$ from Figure 4. There we have $n = 2, m = 3$. Then this tree corresponds to a Young tableau of shape $5^1 3^2$ and size $N = 11$.

REMARK 4.11. In the simplest case when the tableau is a rectangle (i.e., it has shape $\lambda_1^{i_1}$), the associated tree has shape $(1, (\lambda_1 - 1)(i_1 - 1); i_1, \lambda_1 - 1)$. In that case, the law of $E_{\mathcal{T}}(v_m)$ is easy to compute and we get an alternative proof of the following formula, first established in [63]:

$$\mathbb{P}(E_{\mathcal{Y}}(v) = k) = \frac{\binom{k-1}{i_1-1} \binom{\lambda_1 i_1 - k}{\lambda_1 - 1}}{\binom{\lambda_1 i_1}{\lambda_1 + i_1 - 1}}.$$

The fact that \mathcal{Y} and \mathcal{T} are related is obvious from the construction of \mathcal{T} , but it is not a priori granted that it will lead to a simple, nice link between the distributions of v and v_m (the two black cells in Figure 3). So, $E_{\mathcal{T}}(v_m) \stackrel{L}{=} 1 + E_{\mathcal{Y}}(v)$ deserves a detailed proof: it will be the topic of the next subsections. The proof has a nice feature: it uses a generic method, which we call the *density method* and which was introduced in our articles [10, 64]. In fact, *en passant*, these next subsections also illustrate the efficiency of the density method in order to enumerate (and to perform uniform random generation) of combinatorial structures (like we did in the two aforementioned articles for permutations with some given pattern, or rectangular Young tableaux with “local decreases”).

The advantage of Proposition 4.9 is that linear extensions of a tree are easier to study than Young tableaux and can, in fact, be related to our periodic urn models, as shown in Section 4.3.

4.2. *The density method for Young tableaux.* Trees and Young tableaux can be viewed as posets [88]. We will use this point of view to prove Proposition 4.9. We recall here some general facts that will be useful in the sequel.

DEFINITION 4.12 (Order polytope of a poset). Let \mathcal{A} be a general poset with cardinality N and order relation \leq . We can associate with \mathcal{A} a polytope $\mathcal{P} \subset [0, 1]^{\mathcal{A}}$ defined by the condition $(Y_e)_{e \in \mathcal{A}} \in \mathcal{P}$ if and only if $Y_e \leq Y_{e'}$ whenever $e \leq e'$. Then \mathcal{P} is called the *order polytope* of the poset \mathcal{A} .

EXAMPLE 4.13. Let \mathcal{A} be the set of subsets of $\{a, b\}$ ordered by inclusion. Then its order polytope is given by $\mathcal{P} = \{(Y_{\emptyset}, Y_{\{a\}}, Y_{\{b\}}, Y_{\{a,b\}}) \in [0, 1]^4 : Y_{\emptyset} \leq Y_{\{a\}}, Y_{\emptyset} \leq Y_{\{b\}}, Y_{\emptyset} \leq Y_{\{a,b\}}, Y_{\{a\}} \leq Y_{\{a,b\}}, Y_{\{b\}} \leq Y_{\{a,b\}}\}$.

Let $Y = (Y_e)_{e \in \mathcal{A}} \in [0, 1]^{\mathcal{A}}$ be a tuple of random variables¹¹ chosen according to the uniform measure on the polytope \mathcal{P} . Then we consider the function X having integer values, defined by $X_e := k$ if Y_e is the k th smallest real in the set of reals $\{Y_e : e \in \mathcal{A}\}$. It is sometimes called order statistic. Note that X is a random variable, defined almost surely as we have a zero probability that some marginals of Y have the same value, and X is uniformly distributed on the set of all linear extensions of \mathcal{A} . The last claim holds because the wedges of each linear extension have equal size $1/N!$ for $N = |\mathcal{A}|$ being the size of the poset \mathcal{A} .

EXAMPLE 4.14. Continuing Example 4.13, there are two linear extensions of \mathcal{A} : $(X_{\emptyset}, X_{\{a\}}, X_{\{b\}}, X_{\{a,b\}}) = (1, 2, 3, 4)$ and $(X_{\emptyset}, X_{\{a\}}, X_{\{b\}}, X_{\{a,b\}}) = (1, 3, 2, 4)$. They correspond to the following two wedges in \mathcal{P} : $Y_{\emptyset} \leq Y_{\{a\}} \leq Y_{\{b\}} \leq Y_{\{a,b\}}$ and $Y_{\emptyset} \leq Y_{\{b\}} \leq Y_{\{a\}} \leq Y_{\{a,b\}}$. The volume of each of them is $1/24$, while the volume of \mathcal{P} is $1/12$.

Conversely, if X is a random uniform increasing labelling of \mathcal{A} , one gets a random variable Y on the polytope \mathcal{P} via $Y_e := T_{X_e}$, where T is a random uniform N -tuple from the set $\{(T_1, \dots, T_N) \in [0, 1]^N : T_1 < \dots < T_N\}$. Therefore, Y is uniformly distributed on \mathcal{P} . What is more, T_k is the k th largest uniform random variable among N independent uniform random variables. Thus, it has density $k \binom{N}{k} x^{k-1} (1-x)^{N-k}$. As a consequence, for any $e \in \mathcal{A}$, Y_e has density

$$(25) \quad g_e(x) = \sum_{k=1}^N \mathbb{P}(X_e = k) k \binom{N}{k} x^{k-1} (1-x)^{N-k}.$$

This formula can be read as two different writings of the same polynomial in two different bases; thus, by elementary linear algebra, it implies that $\mathbb{P}(X_e = k)$ can be deduced from the polynomial g_e . In particular, we have the following property.

LEMMA 4.15. *Let $\mathcal{A}, \mathcal{A}'$ be two posets with the same cardinality, and let $\mathcal{P}, \mathcal{P}'$ be their respective order polytopes. Let X (resp., X') be a random linear extension of \mathcal{A} (resp., \mathcal{A}'). Let Y (resp., Y') be a uniform random variable on \mathcal{P} (resp., \mathcal{P}'). Then, for any $e \in \mathcal{A}$ and $e' \in \mathcal{A}'$, such that Y_e and $Y_{e'}$ have the same density, X_e and $X_{e'}$ have the same law.*

Let \mathcal{Y} be a tableau with shape $\lambda_1^{i_1} \dots \lambda_n^{i_n}$ and total size $N = \sum_k \lambda_k i_k$. We view \mathcal{Y} as a poset: \mathcal{Y} is a set of N cells equipped with a partial order “ \leq ”, where $c \leq c'$ if one can go from c to c' with only north and east steps. We denote by \mathcal{P} the order polytope of the tableau \mathcal{Y} .

We will introduce an algorithm generating a random element of \mathcal{P} according to the uniform measure. In order to do so, we fill the diagonals one by one. Let us introduce some notation. The tableau \mathcal{Y} can be sliced into $M = \lambda_1 + i_1 + \dots + i_n - 1$ diagonals D_1, \dots, D_M as follows: D_1 is the northwest corner and recursively, D_{k+1} is the set of cells which are adjacent to one of the cells of $D_1 \cup \dots \cup D_k$ and which are not in $D_1 \cup \dots \cup D_k$. In particular, D_M is the southeast corner. For example, Figure 3 has $M = 20$ such diagonals.

Note that between two consecutive diagonals D_k and D_{k+1} (let us denote their cell entries by $y_1 < \dots < y_j$ and $x_1 < \dots < x_{j'}$), there exist four different interlocking relations illustrated by Figure 5. The shape of the tableau implies that for each k we are in one of these four possibilities, each of them thus corresponds to a polytope \mathcal{P}_k defined as:

$$(26) \quad \text{case 1: } \mathcal{P}_k := \{y_1 < x_1 < \dots < y_j < x_{j'}\},$$

$$(27) \quad \text{case 2: } \mathcal{P}_k := \{x_1 < y_1 < \dots < x_j < y_{j'}\},$$

$$(28) \quad \text{case 3: } \mathcal{P}_k := \{y_1 < x_1 < \dots < x_{j-1} < y_{j'}\},$$

$$(29) \quad \text{case 4: } \mathcal{P}_k := \{x_1 < y_1 < \dots < x_j < y_{j'} < x_{j+1}\}.$$

¹¹When the poset is a Young tableau, this corresponds to what is called a Poissonized Young tableau in [37].

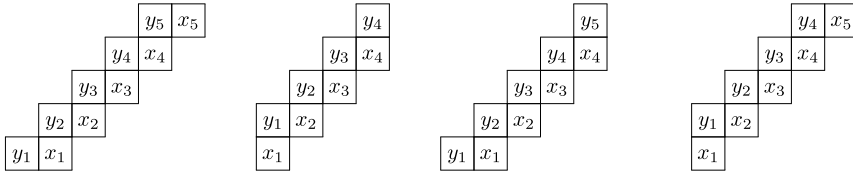


FIG. 5. Young tableaux of any shape can be generated by a sequence of “diagonals,” which interlock according to the four possibilities above.

Our algorithm will make use of conditional densities along the M diagonals of \mathcal{Y} . For this purpose, for every $k \in \{1, \dots, M\}$ we define a polynomial g_k in $|D_k|$ variables as follows. First, one sets $g_1 := 1$; the next polynomials are defined by induction. Suppose that $1 \leq k \leq M - 1$ and $D_k = (y_1 < \dots < y_j)$. The four above-mentioned possibilities for D_{k+1} lead to the definition of the following polynomials:

1. In the first case (interlocking given by (26)), this gives

$$g_{k+1}(x_1, \dots, x_j) := \int_0^{x_1} dy_1 \int_{x_1}^{x_2} dy_2 \cdots \int_{x_{j-1}}^{x_j} dy_j g_k(y_1, \dots, y_j).$$

2. In the second case (interlocking given by (27)), this gives

$$g_{k+1}(x_1, \dots, x_j) := \int_{x_1}^{x_2} dy_1 \int_{x_2}^{x_3} dy_2 \cdots \int_{x_{j-1}}^{x_j} dy_{j-1} \int_{x_j}^1 dy_j g_k(y_1, \dots, y_j).$$

3. In the third case (interlocking given by (28)), this gives

$$g_{k+1}(x_1, \dots, x_{j-1}) := \int_0^{x_1} dy_1 \int_{x_1}^{x_2} dy_2 \cdots \int_{x_{j-1}}^1 dy_j g_k(y_1, \dots, y_j).$$

4. In the fourth case (interlocking given by (29)), this gives

$$g_{k+1}(x_1, \dots, x_{j+1}) := \int_{x_1}^{x_2} dy_1 \int_{x_2}^{x_3} dy_2 \cdots \int_{x_j}^{x_{j+1}} dy_j g_k(y_1, \dots, y_j).$$

Now, we use these polynomials to formulate a random generation algorithm which will also be able to enumerate the corresponding Young tableaux. Note that faster random generation algorithms are known (like the hook walk from [40]), but it is striking that the above polynomials g_k will be the key to relate the distributions of different combinatorial structures, allowing us to capture second order fluctuations in Young tableaux, trees and urns. It is also noteworthy that our density method is in some cases the most efficient way to enumerate and generate combinatorial objects (see [10] for applications on variants of Young tableaux, where the hook length formula is no more available, and see [23] for algorithmic subtleties related to sampling conditional multivariate densities).

Recall that \mathcal{P} is the order polytope of the tableau \mathcal{Y} and that we want to generate a random element of \mathcal{P} according to the uniform measure. The algorithm is the following. We generate by descending induction on k , for each diagonal D_k , a $|D_k|$ -tuple of reals in $[0, 1]$ which will be the entries of the cells of D_k .

First, remark that the functions defined by (30) and (31) in Algorithm 1 are indeed probability densities. That is, they are measurable, positive functions and their integral is equal to 1. To prove this, remark first that these functions are polynomials and, therefore, measurable. Next, by definition, as integrals of positive functions, they are positive. Finally, the fact that the integral is equal to 1 follows from their definition.

ALGORITHM 1 (Output: a random uniform Young tableau \mathcal{Y} , via the density method).

Step 1. Recall that D_M is the southeast corner. Generate the corresponding cell entry at random with probability density

$$(30) \quad \frac{g_M(x)}{\int_0^1 g_M(y) dy}.$$

Step 2. By descending induction on k from $M - 1$ down to 1, generate the diagonal D_k (seen as a tuple of $|D_k|$ reals in $[0, 1]$) according to the density

$$(31) \quad \frac{g_k(x_1, \dots, x_{|D_k|})}{g_{k+1}(D_{k+1})} \mathbf{1}_{\mathcal{P}_k},$$

where g_k and $\mathbf{1}_{\mathcal{P}_k}$ are chosen according to the cases given by (26), (27), (28), (29).

We then claim that Algorithm 1 yields a random element (D_1, \dots, D_M) of \mathcal{P} with the uniform measure. Indeed, by construction, its density is the product of the conditional densities of the diagonals D_1, \dots, D_M . The crucial observation now is that the product of the conditional densities (31) is a telescopic product, so the algorithm generates each Young tableau \mathcal{Y} with the same “probability” (or more rigorously, as we have continuous variables, with the same *density*):

$$(32) \quad \frac{g_M(D_M)}{\int_0^1 g_M(y) dy} \prod_{k=1}^{M-1} \frac{g_k(D_k)}{g_{k+1}(D_{k+1})} \mathbf{1}_{\mathcal{P}_k} = \frac{\mathbf{1}_{\{\mathcal{Y} \in \mathcal{P}\}}}{\int_0^1 g_M(y) dy}.$$

This indeed means that our algorithm yields a uniform random variable on the order polytope \mathcal{P} . Alternatively, one can say that the Young tableau \mathcal{Y} is a random variable on $[0, 1]^N$ with density given by (32), therefore,

$$\int_{[0,1]^N} \mathbf{1}_{\{Z \in \mathcal{P}\}} dZ = \int_0^1 g_M(y) dy.$$

Now, suppose that we pick uniformly at random an element Z' of $[0, 1]^N$. Then one has

$$\mathbb{P}(Z' \in \mathcal{P}) = \int_{[0,1]^N} \mathbf{1}_{\{Z \in \mathcal{P}\}} dZ = \frac{\text{ext}(\mathcal{Y})}{N!},$$

where $\text{ext}(\mathcal{Y})$ is the number of increasing labellings (linear extensions) of the tableau \mathcal{Y} . Thus,

$$\text{ext}(\mathcal{Y}) = N! \int_0^1 g_M(y) dy.$$

In the next section, we turn our attention to the density method for trees.

4.3. *The density method for trees.* Let the tree \mathcal{T} , its subtree \mathcal{S} , and the vertices v_0, \dots, v_m be defined as on page 1939 (see Figure 3). As in Section 4.2, it is possible to construct a random linear extension of \mathcal{S} by using a uniform random variable Y on the order polytope of \mathcal{S} . The vertex v_m has then a random value Y_{v_m} between 0 and 1, and we want to compute its density. To this aim, we associate to each internal node v_k a polynomial f_k (in σ_k variables, where σ_k is the number of siblings of v_k). These polynomials f_k are defined by induction starting with $f_1 := 1$, while f_2, \dots, f_{m-1} are defined by

$$f_k(x_0, \dots, x_{\sigma_k}) := \int_0^{\inf\{x_0, \dots, x_{\sigma_k}\}} dy_0 \int_0^1 dy_1 \cdots \int_0^1 dy_{\sigma_{k-1}} f_{k-1}(y_0, y_1, \dots, y_{\sigma_{k-1}}).$$

The last polynomial, f_m , additionally depends on the number j of children of v_m :

$$(33) \quad \begin{aligned} & f_m(x_0, \dots, x_{\sigma_m}) \\ & := (1 - x_0)^j \int_0^{\inf\{x_0, \dots, x_{\sigma_m}\}} dy_0 \int_0^1 dy_1 \cdots \int_0^1 dy_{\sigma_{m-1}} f_{m-1}(y_0, y_1, \dots, y_{\sigma_{m-1}}). \end{aligned}$$

We also define h_{v_m} :

$$h_{v_m}(x) := \int_0^1 dx_1 \cdots \int_0^1 dx_{\sigma_m} f_m(x, x_1, \dots, x_{\sigma_m}).$$

We claim that $h_{v_m}(x)$ is (up to a multiplicative constant) the density of Y_{v_m} . This is shown as in Section 4.2 using Algorithm 2, which generates uniformly at random a labelling of \mathcal{S} .

ALGORITHM 2 (Output: a random uniform increasing labelling Y of the tree \mathcal{S}).

Step 1. Generate Y_{v_m} according to the density

$$\frac{h_{v_m}(x)}{\int_0^1 h_{v_m}(x) dx}.$$

Step 2. If v_m has j children s_1, \dots, s_j , then generate $(Y_{s_1}, \dots, Y_{s_j})$ according to the density

$$\frac{\prod_{i=1}^j \mathbf{1}_{\{y_i > Y_{v_m}\}}}{(1 - Y_{v_m})^j}.$$

Step 3. If v_m has j siblings s_1, \dots, s_j , then generate $(Y_{s_1}, \dots, Y_{s_j})$ according to the density

$$\frac{f_m(Y_{v_m}, y_1, \dots, y_j)}{\int_0^1 dy_1 \cdots \int_0^1 dy_j f_m(Y_{v_m}, y_1, \dots, y_j)}.$$

Step 4. By descending induction for k from $m - 1$ down to 1, if v_k has j siblings s_1, \dots, s_j , then generate the tuple $\mathbf{Y}_k = (Y_{v_k}, Y_{s_1}, \dots, Y_{s_j})$ according to the density

$$\frac{f_k(y_0, \dots, y_j)}{f_{k+1}(\mathbf{Y}_{k+1})} \mathbf{1}_{\{y_0 < \min \mathbf{Y}_{k+1}\}}.$$

Indeed, the random tuple Y generated by this algorithm is by construction an element of the order polytope. What is more, we have the uniform distribution, as the probabilities of all Y 's are equal to a telescopic product similar to formula (32). Therefore, $h_m(x)$ is (up to a multiplicative constant) the density of Y_{v_m} and the number $\text{ext}(\mathcal{S})$ of linear extensions of \mathcal{S} is given by

$$\text{ext}(\mathcal{S}) = |\mathcal{S}|! \int_0^1 h_{v_m}(x) dx.$$

It remains to connect the densities of v in \mathcal{Y} and v_m in \mathcal{S} ; we do this in the following lemma.

LEMMA 4.16. *The polynomial $g_M(x)$ (which gives the density of v , the southeast corner of the Young tableau \mathcal{Y}) and the polynomial $h_{v_m}(x)$ (which gives the density of v_m in the tree \mathcal{S}) are equal up to a multiplicative constant:*

$$h_{v_m}(x) = c g_M(x) \quad \text{with } c = \frac{|\mathcal{Y}|! \operatorname{ext}(\mathcal{S})}{|\mathcal{S}|! \operatorname{ext}(\mathcal{Y})}.$$

PROOF. The main idea of the proof consists in adding a filament to the tree and to the tableau, and inspecting the consequences via the density method.

Part 1 (adding a filament to the tableau). Let \mathcal{Y}_L be the tableau obtained by adding to \mathcal{Y} L cells horizontally to the right of its southeast corner v (and denote these new cells by e_1, \dots, e_L). We can generate a random element of the order polytope of \mathcal{Y}_L as follows: remark that \mathcal{Y} is a subtableau of \mathcal{Y}_L and that the first M diagonals D_1, \dots, D_M of \mathcal{Y}_L are the same as the first M diagonals of \mathcal{Y} (recall that the diagonals are lines with positive slope $+1$, starting from each cell of the first column and row). In particular, D_M is the southeast corner cell v . Then we can extend Algorithm 1 in the following way:

ALGORITHM 3 (Output: a random uniform increasing labelling X of the tableau with L added cells).

Step 1. Generate $X_{M,L}$ the entry of the cell v according to the density

$$\frac{g_{M,L}(x)}{\int_0^1 g_{M,L}(y) dy} \quad \text{where } g_{M,L}(x) := \frac{g_M(x)(1-x)^L}{L!}.$$

Step 2. Generate the entries of the diagonals D_{M-1}, \dots, D_1 as in Algorithm 1.

Step 3. Generate the entry X_1 of e_1 with density

$$L \frac{(1-x)^{L-1}}{(1-X_{M,L})^L} \mathbf{1}_{\{x > X_{M,L}\}}.$$

Step 4. For i from 1 to $L-1$, generate the entry X_{i+1} of e_{i+1} with density

$$(L-i) \frac{(1-x)^{L-i-1}}{(1-X_i)^{L-i}} \mathbf{1}_{\{x > X_i\}}.$$

Using the same arguments as for Algorithm 1, we can show that Algorithm 3 yields a uniform random variable on the order polytope of \mathcal{Y}_L and that the number of increasing labellings of \mathcal{Y}_L is

$$\operatorname{ext}(\mathcal{Y}_L) = (N+L)! \int_0^1 g_{M,L}(y) dy = (N+L)! \int_0^1 \frac{g_M(y)(1-y)^L}{L!} dy.$$

On the other hand, using the hook length formula, we see that the hook lengths of \mathcal{Y}_L are the same as those of \mathcal{Y} , except for the first row. A straightforward computation shows that

$$\frac{\operatorname{ext}(\mathcal{Y})}{N!} = \frac{\operatorname{ext}(\mathcal{Y}_L)}{(N+L)!} \times G_L,$$

where, as \mathcal{Y} has shape $\lambda_1^{i_1} \dots \lambda_n^{i_n}$, the constant G_L is given by

$$(34) \quad G_L = L! \prod_{k=1}^n \frac{(i_1 + \dots + i_k + L + \lambda_k - 1)^{\underline{i_k}}}{(i_1 + \dots + i_k + \lambda_k - 1)^{\underline{i_k}}},$$

where we reuse the falling factorial notation $a^b = a(a - 1) \cdots (a - b + 1)$. This leads to

$$(35) \quad \int_0^1 g_M(y)(1 - y)^L dy = \frac{L!}{G_L} \frac{\text{ext}(\mathcal{Y})}{N!}.$$

Part 2 (adding a filament to the tree). Suppose that we extend the tree \mathcal{S} by adding a filament of length L . Let \mathcal{S}_L be the tree obtained from \mathcal{S} by attaching to v_m a subtree consisting of a line with L vertices. Put

$$f_L(x) := \frac{(1 - x)^L h_{v_m}(x)}{L!}.$$

With the same arguments as for the function h_{v_m} defined in (33), we see that $f_L / \int_0^1 f_L(x) dx$ is the density of $Y_L(v_m)$ where Y_L is a uniform random variable on the order polytope of \mathcal{S}_L . Following the same reasoning, we can show that the number of linear extensions of \mathcal{S}_L is

$$\text{ext}(\mathcal{S}_L) = (|\mathcal{S}| + L)! \int_0^1 f_L(y) dy.$$

On the other hand, recall that a version of the hook length formula holds for trees (see, e.g., [41, 55, 82]): the number of linear extensions of a tree of size N is given by

$$\frac{N!}{\prod_{v \in \mathcal{S}} \text{hook}(v)},$$

where here $\text{hook}(v)$ is the number of descendants of v (including v itself).

Applying this formula to the tree \mathcal{S} yields

$$\frac{\text{ext}(\mathcal{S})}{|\mathcal{S}|!} = \frac{\text{ext}(\mathcal{S}_L)}{(|\mathcal{S}| + L)!} \times G_L,$$

with the same G_L as in (34). Indeed, the most crucial point is that the hook lengths of the Young tableau on the first row are *the same* as the hook lengths of the tree along the leftmost branch. This key construction allows us to connect these two structures. Hence, one has

$$(36) \quad \int_0^1 h_{v_m}(y)(1 - y)^L dy = \frac{L!}{G_L} \frac{\text{ext}(\mathcal{S})}{|\mathcal{S}|!}.$$

Part 3 (linking tableaux and trees). Comparing (35) and (36), we get for any integer $L \geq 1$,

$$\int_0^1 h_{v_m}(y)(1 - y)^L dy = c \int_0^1 g_M(y)(1 - y)^L dy,$$

where c is the constant given by

$$c = \frac{|\mathcal{Y}|! \text{ext}(\mathcal{S})}{|\mathcal{S}|! \text{ext}(\mathcal{Y})}.$$

Since $h_{v_m}(x)$ and $g_M(x)$ are polynomials, this implies that $h_{v_m} = c g_M$. \square

Before establishing the final link between Young tableaux and urns, we start by collecting what we got via the density method: this gives the proof of Proposition 4.9, which we now restate.

PROPOSITION 4.9 (Link between the corner of a Young tableau and linear extensions of trees). *Fix a tableau with shape $\lambda_1^{i_1} \cdots \lambda_n^{i_n}$ and consider a random uniform Young tableau \mathcal{Y} with this given shape. Let $E_{\mathcal{Y}}(v)$ be the entry of the southeast corner of this Young tableau. Let \mathcal{T} be a tree with shape $(1, N - m - \lambda_1 + 1; i_1, \lambda_1 - \lambda_2; i_2, \lambda_2 - \lambda_3; \dots; i_n, \lambda_n - 1)$, where $N = \sum \lambda_k i_k$ is the size of the tableau \mathcal{Y} and $m = i_1 + \dots + i_n$ is the number of its columns. Let $E_{\mathcal{T}}$ be a random uniform linear extension of \mathcal{T} , and v_m be the m th vertex in the leftmost branch of this tree \mathcal{T} . Then $E_{\mathcal{T}}(v_m)$ and $1 + E_{\mathcal{Y}}(v)$ have the same law.*

PROOF. The reader is invited to have a new look on Figure 3 (page 1938), which illustrates for this proof the idea of the trees \mathcal{T} , \mathcal{S} and the set of leaves \mathcal{S}' . We first introduce a forest $\mathcal{T}^* := \mathcal{S} \cup \mathcal{S}'$ obtained by adding $N - m - \lambda_1 + 1$ vertices without any order relation to the tree \mathcal{S} . \mathcal{T}^* has an order relation inherited from the order relation \leq on \mathcal{S} : two nodes x , y of \mathcal{T}^* are comparable if and only if they belong to \mathcal{S} and in that case, the order relation on \mathcal{T}^* is the same as the one on \mathcal{S} .

Let \mathcal{P}' be the order polytope of \mathcal{S} . Then it is clear that the order polytope of \mathcal{T}^* is

$$\mathcal{P} = \mathcal{P}' \times [0, 1]^{N-m-\lambda_1+1}.$$

In particular, if Y' is a uniform random variable on \mathcal{P}' and if Y is a uniform random variable on \mathcal{P} , then Y'_v and Y_v have the same density. This density is proportional to the function h_{v_m} computed in Section 4.3. Next, recall the notation g_M and D_M from Section 4.2. Lemma 4.16 gives that $h_{v_m} = c g_M$. Thus, the density of Y_{v_m} is the same as the density of D_M . Moreover, \mathcal{T}^* and \mathcal{Y} have the same cardinality. Therefore, Lemma 4.15 entails that if $E_{\mathcal{T}^*}$ is a random uniform linear extension of \mathcal{T}^* and if $E_{\mathcal{Y}}(v)$ is the entry of the southeast corner in a random increasing labelling of \mathcal{Y} , then $E_{\mathcal{T}^*}(v_m)$ and $E_{\mathcal{Y}}(v)$ have the same distribution.

Now, it is easy to deduce from $E_{\mathcal{T}^*}$ a random uniform linear extension $E_{\mathcal{T}}$ of \mathcal{T} : set $E_{\mathcal{T}}(u) = 1$ if u is the root of \mathcal{T} , and set $E_{\mathcal{T}}(u) = 1 + E_{\mathcal{T}^*}(u)$ for the other nodes (since any such node u can be identified as a node of \mathcal{T}). Applying this to the vertex v_m completes the proof of Proposition 4.9. \square

4.4. *The link between trees and urns.* In order to end the proof of Theorem 4.2, we need two more propositions.

PROPOSITION 4.17 (Link between trees and urns). *Consider a tree \mathcal{S} with shape $(i_1, j_1; \dots; i_n, j_n)$. Let v be the parent of the leftmost leaf if $j_n \geq 1$, or the leftmost leaf if $j_n = 0$. Let $E_{\mathcal{S}}$ be a random uniform linear extension of \mathcal{S} .*

Let $X = |\mathcal{S}| - E_{\mathcal{S}}(v)$. Then X has the same law as the number of black balls in the following urn process:

- Initialize the urn with $b_0 := j_n + 1$ black balls and $w_0 := i_n$ white balls.
- For k from $n - 1$ to 1, perform the following steps:
 1. Perform $j_k - 1$ times the classical Pólya urn with replacement matrix $\begin{pmatrix} 1 & 0 \\ 0 & 1 \end{pmatrix}$.
 2. Make one transition with the replacement matrix $\begin{pmatrix} 1 & i_k \\ 0 & 1+i_k \end{pmatrix}$.

REMARK 4.18. Note that the urn scheme described in the proposition is precisely the model of periodic Pólya urns covered by Theorem 3.8. For Young–Pólya urns, one has $i_k = \ell$ and $j_k = p$ for $k < n$, and $i_n = \ell$ and $j_n = p - 1$, compare Figure 3.

PROOF OF PROPOSITION 4.17. First, consider the transition probabilities in the classical Pólya urn. At step $i > 0$, the composition (B_i, W_i) is obtained from (B_{i-1}, W_{i-1}) by adding a black ball with probability $\frac{B_{i-1}}{B_{i-1}+W_{i-1}}$ and a white ball with probability $\frac{W_{i-1}}{B_{i-1}+W_{i-1}}$. We will now show that the same transition probabilities are imposed by the linear extension of the tree.

We start with a definition. If $\mathcal{R} \subset \mathcal{S}$ we define $E_{\mathcal{R}} : \mathcal{R} \rightarrow \{1, \dots, |\mathcal{R}|\}$ as the only bijection preserving the order relation induced by $E_{\mathcal{S}}$. That is, $E_{\mathcal{R}}(u) = k$ if and only if $E_{\mathcal{S}}(u)$ is the k th smallest value in the set $\{E_{\mathcal{S}}(r) : r \in \mathcal{R}\}$. It is easy to check that $E_{\mathcal{R}}$ is a uniform linear extension of \mathcal{R} seen as a poset equipped with the order relation inherited from \mathcal{S} .

Let us prove our claim. On the one hand, for every vertex w which is one of the j_n children of v , we have $E_{\mathcal{S}}(w) > E_{\mathcal{S}}(v)$. On the other hand, for every vertex u which is one of the $i_n - 1$

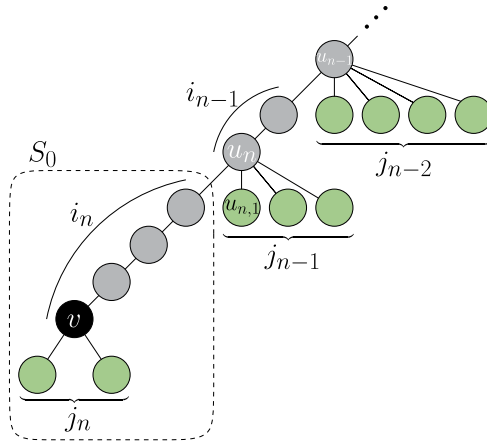


FIG. 6. Proposition 4.17 relates the labels in the tree S with a Pólya urn process. For periodic shapes, it gives a periodic Pólya urn. The initial conditions are given by S_0 . The tree is traversed bottom to top, along vertices not in the leftmost branch, starting at $u_{n,1}$. Each of these nodes corresponds to a classical Pólya urn step, whereas each vertex in the leftmost branch corresponds to an additionally added white ball.

most recent ancestors of v , we have $E_S(u) < E_S(v)$. Let S_0 be the set consisting of v , all its children and its $i_n - 1$ most recent ancestors; see Figure 6.

We will perform two nested inductions. The outer one is decreasing from $k = n - 1$ to 1, and each inner one increasing from 1 to j_k .

We start with $k = n - 1$. First, let u_n be the i_n -th most recent ancestor of v . The node u_n has j_{n-1} children which are not ancestors of v . Call these $u_{n,1}, \dots, u_{n,j_{n-1}}$. Let $S_1 := S_0 \cup \{u_{n,1}\}$, then $E_{S_1}(u_{n,1})$ is uniformly distributed on $\{1, \dots, |S_1|\}$. As a consequence, $E_{S_1}(u_{n,1}) > E_{S_1}(v)$ with probability $(j_n + 1)/(j_n + 1 + i_n)$. This probability can be expressed as $\frac{b_0}{b_0 + w_0}$, where b_0 is the number of vertices u in S_0 such that $E_S(u) \geq E_S(v)$ and w_0 is the number of vertices u in S_0 such that $E_S(u) \leq E_S(v)$. Conditionally on the initial configuration S_0 , this defines two random variables: let B_1 be the number of vertices u in S_1 satisfying $E_S(u) \geq E_S(v)$ and W_1 be the number of vertices u in S_1 satisfying $E_S(u) \leq E_S(v)$.

Next, let $S_2 := S_1 \cup \{u_{n,2}\}$, then $E_{S_2}(u_{n,2})$ is uniformly distributed on $\{1, \dots, |S_2|\}$. Then, conditionally on B_1 and W_1 , one has $E_{S_2}(u_{n,2}) \geq E_{S_2}(v)$, with probability $\frac{B_1}{B_1 + W_1}$. This process is then continued by induction until $S_{j_{n-1}}$. After that i_{n-1} white balls are added.

Continuing this process via a decreasing induction in k from $n - 2$ to 1 completes the proof. \square

Our final proposition requires first the following basic lemma.

LEMMA 4.19 (Order statistics comparisons). *Let $(Z_i, 1 \leq i \leq N - s - 1)$ be independent, uniform random variables on $[0, 1]$ and let Z be a random variable on $[0, 1]$, independent of each Z_i , and distributed like $\text{Beta}(a, s + 1 - a)$. Let I be the number of indices $i \geq 1$ such that $Z_i < Z$. Then one has*

$$(37) \quad \mathbb{E}(I) = \frac{(N - s - 1)a}{s + 1}$$

and

$$(38) \quad \mathbb{E}(I^2) = \frac{a(N - s - 1)((a + 1)N - (s + 2)a)}{(s + 1)(s + 2)}.$$

PROOF. The density of the beta distribution Z was already encountered in Equation (25); Z is thus the a th order statistic of the uniform distribution. It is easily seen that for all $1 \leq i < j \leq N - s - 1$,

$$\mathbb{P}(Z_i < Z) = \frac{a}{s + 1} \quad \text{and} \quad \mathbb{P}(Z_i < Z, Z_j < Z) = \frac{a(a + 1)}{(s + 1)(s + 2)}.$$

Moreover, writing the random variable I as $I = \sum_{i=1}^{N-s-1} \mathbf{1}_{\{Z_i < Z\}}$, we get

$$\begin{aligned} \mathbb{E}(I) &= \sum_{i=1}^{N-s-1} \mathbb{P}(Z_i < Z) = \frac{(N - s - 1)a}{s + 1}, \\ \mathbb{E}(I^2) &= \sum_{1 \leq i \neq j \leq N-s-1} \mathbb{P}(Z_i < Z, Z_j < Z) + \sum_{i=1}^{N-s-1} \mathbb{P}(Z_i < Z) \\ &= (N - s - 1)(N - s - 2) \frac{a(a + 1)}{(s + 1)(s + 2)} + \frac{(N - s - 1)a}{s + 1}. \quad \square \end{aligned}$$

In order to complete the proof of Theorem 4.2, we still have to relate $|\mathcal{S}| - E_{\mathcal{S}}(v_m)$ to the quantity that we are interested in, namely $N - E_{\mathcal{T}}(v_m)$.

PROPOSITION 4.20 (Same asymptotic densities). *The random variables $E_{\mathcal{S}}(v_m)$ and $E_{\mathcal{T}}(v_m)$ satisfy asymptotically the following link: for any $s, t \in \mathbb{R}^+$, one has*

$$(39) \quad \lim_{n \rightarrow \infty} \mathbb{P}\left(s < \frac{|\mathcal{S}| - E_{\mathcal{S}}(v_m)}{n^\delta} < t\right) = \lim_{n \rightarrow \infty} \mathbb{P}\left(s < \frac{2(p + \ell) N - E_{\mathcal{T}}(v_m)}{p\ell} \frac{N - E_{\mathcal{T}}(v_m)}{n^{1+\delta}} < t\right).$$

PROOF. Let $\mathcal{T}^* = \mathcal{S} \cup \mathcal{S}'$ be the graph obtained from \mathcal{T} by removing the root. Then \mathcal{T}^* is a poset where there is no order relation between any vertex of \mathcal{S}' and any other vertex from \mathcal{T}^* . Due to this independence, the order polytope of \mathcal{T}^* is the Cartesian product of the order polytope of \mathcal{S} and $[0, 1]^{|\mathcal{S}'|}$. Now, let $a > 0$ be an integer and let F_a be the event that

$$|\mathcal{S}| - E_{\mathcal{S}}(v_m) = a.$$

In other words, a is the number of vertices in \mathcal{S} with a label greater than $E_{\mathcal{S}}(v_m)$. Let I be the random variable counting the number of vertices in \mathcal{S}' with a label greater than $\mathbb{E}_{\mathcal{T}}(v_m)$. Then, conditionally on the event F_a , the random variable $N - E_{\mathcal{T}}(v_m)$ has the same law as $I + a$. Indeed, $N - E_{\mathcal{T}}(v_m)$ counts the number of vertices in \mathcal{T} with a label greater than $E_{\mathcal{T}}(v_m)$. Note that I satisfies the conditions of Lemma 4.19 (with $s := |\mathcal{S}|$ therein), due to the order polytope independence mentioned above.

Recall that $|\mathcal{S}| = \Theta(n)$ while $N = \Theta(n^2)$ (in fact, $|\mathcal{S}| = (p + \ell)n - 1$ and $|\mathcal{T}| = N = \frac{1}{2}p\ell n(n + 1)$). Therefore, if $(a_n)_{n \geq 1}$ is a sequence of integers tending to $+\infty$ and such that $a_n = o(n)$, then thanks to (37), we have the estimates for the conditional expectation

$$(40) \quad \mathbb{E}(I | F_{a_n}) \sim \frac{a_n N}{|\mathcal{S}|} \sim c n a_n,$$

with the constant $c = \frac{p\ell}{2(p+\ell)}$ and, thanks to (38), for the conditional variance

$$(41) \quad \text{var}(I | F_{a_n}) = \mathbb{E}(I^2 | F_{a_n}) - (\mathbb{E}(I | F_{a_n}))^2 \sim c^2 n^2 a_n.$$

Combining (40) and (41), the Bienaymé–Chebyshev inequality gives that (for any $\kappa > 0$):

$$(42) \quad \mathbb{P}\left(\left|\frac{I}{c n a_n} - 1\right| > \kappa \mid F_{a_n}\right) \leq \frac{1 + \varepsilon_n}{\kappa^2 a_n},$$

where ε_n is a sequence converging to 0 as $n \rightarrow \infty$. Since we have

$$\frac{N - E_{\mathcal{T}}(v_m)}{na_n} = \frac{I + a_n}{na_n} = \frac{I}{na_n} + \frac{1}{n},$$

the inequality (42) can be rewritten into

$$(43) \quad \mathbb{P}\left(\left|\left|\frac{N - E_{\mathcal{T}}(v_m)}{cna_n} - 1\right| > \kappa\right| F_{a_n}\right) \leq \frac{1 + \varepsilon'_n}{\kappa^2 a_n},$$

where ε'_n is a sequence converging to 0 as $n \rightarrow \infty$. In particular, for any $t > 0$ and $0 < \delta < 1$, setting $a_n = \lceil tn^\delta \rceil$ in (43) gives

$$(44) \quad \mathbb{P}\left(\left|\left|\frac{N - E_{\mathcal{T}}(v_m)}{cn^{1+\delta}} - t\right| > \kappa t\right| F_{a_n}\right) \leq \frac{1 + o(1)}{\kappa^2 tn^\delta}.$$

Finally, for all reals $0 < s < t$, define the event

$$F_{s,t} = \bigcup_{sn^\delta < a < tn^\delta} F_a = \left\{s < \frac{|\mathcal{S}| - E_{\mathcal{S}}(v_m)}{n^\delta} < t\right\}.$$

According to (44) (set $\kappa = \varepsilon/t$ for any $\varepsilon > 0$), we have for $n \rightarrow \infty$

$$\mathbb{P}\left(\left\{s < \frac{N - E_{\mathcal{T}}(v_m)}{cn^{1+\delta}} < t\right\} \middle| F_{s,t}\right) \rightarrow 1.$$

Thus, conditioning on the complementary event $\bar{F}_{s,t}$, we have

$$(45) \quad \lim_{n \rightarrow \infty} \mathbb{P}\left(\left\{s < \frac{N - E_{\mathcal{T}}(v_m)}{cn^{1+\delta}} < t\right\} \cap \bar{F}_{s,t}\right) = 0,$$

whereas conditioning on $F_{s,t}$ gives

$$(46) \quad \lim_{n \rightarrow \infty} \mathbb{P}\left(\left\{s < \frac{N - E_{\mathcal{T}}(v_m)}{cn^{1+\delta}} < t\right\} \cap F_{s,t}\right) = \lim_{n \rightarrow \infty} \mathbb{P}\left(s < \frac{|\mathcal{S}| - E_{\mathcal{S}}(v_m)}{n^\delta} < t\right).$$

Summing (45) and (46) leads to (39). \square

In summary, in this section we have proven that the four following quantities have asymptotically the same distribution:

$$(47) \quad \begin{aligned} \frac{2}{p\ell} \frac{N - E_{\mathcal{Y}}(v)}{n^{1+\delta}} &= \frac{2}{p\ell} \frac{N - E_{\mathcal{T}}(v_m)}{n^{1+\delta}} && \text{Prop. 4.9 (density method)} \\ &\sim \frac{1}{p + \ell} \frac{|\mathcal{S}| - E_{\mathcal{S}}(v_m)}{n^\delta} && \text{Prop. 4.20 (order statistics)} \\ &= \frac{1}{p + \ell} \frac{B_{(n-1)p}}{n^\delta}. && \text{Prop. 4.17 (Pólya urn)} \end{aligned}$$

In conjunction with Theorem 1.6 proven via analytic combinatorics methods, this implies that the four quantities in (47) converge in law to the distribution $\text{GenGammaProd}(p, \ell, b_0, w_0)$, when $\delta = p/(p + \ell)$. This is exactly the statement of Theorem 4.2.

NOTA BENE. It should be stressed that the sequence of transformations in (47) is *not* a bijection between Young tableaux and urns, it is only *asymptotically* that the corresponding distributions are equal.

The perspicacious reader would have noted that in the previous pages, we used several small lemmas and propositions which were stated with slightly more generality than what was a priori needed. In fact, this now allows us to state an even stronger version of Theorem 4.2. (It would have been not unpedagogical to introduce it first: we think it would have been harder for the reader to digest the different key steps/definitions/figures used in the proof.) In order to state this generalization to any Young tableau with a more general periodic shape, we need a slight extension of the shape $\lambda_1^{i_1} \cdots \lambda_n^{i_n}$ introduced in Definition 4.5: we allow some of the indices i_k to be equal to zero, in which case there is no column of height λ_k .

DEFINITION 4.21 (Periodic tableau). For any tuple of nonnegative integers (ℓ_1, \dots, ℓ_p) , a tableau with periodic pattern shape $(\ell_1, \dots, \ell_p; n)$ is a tableau with shape

$$((np)^{\ell_p} (np - 1)^{\ell_{p-1}} \cdots (np - p + 1)^{\ell_1}) \times ((n - 1)p)^{\ell_p} \cdots ((n - 1)p - p + 1)^{\ell_1} \times \cdots \times (p^{\ell_p} \cdots 1^{\ell_1}).$$

A uniform random Young tableau with periodic pattern shape $(\ell_1, \dots, \ell_p; n)$ is a uniform random filling of a tableau with periodic pattern shape $(\ell_1, \dots, \ell_p; n)$.

Let us put the previous pattern in words: we have a tableau made of n blocks, each of these blocks consisting of p smaller blocks of length ℓ_p, \dots, ℓ_1 , and the height decreases by 1 between each of these smaller blocks. This leads to a tableau length $(\ell_1 + \cdots + \ell_p)n$, which repeats periodically the same subshape along its hypotenuse.

Note that the triangular Young tableau of parameters (ℓ, p, n) from Definition 4.1 corresponds to Definition 4.21 for the $(p + 1)$ -tuple $(0, \dots, 0, \ell; n)$. In order to state our main result in full generality, we extend the above defined Young tableau by additional rows from below.

DEFINITION 4.22. Let $b_0, w_0 > 0$. A tableau of shape $\lambda_1^{i_1} \cdots \lambda_n^{i_n}$ shifted by a block $b_0^{w_0}$ is a tableau of shape $(\lambda_1 + b_0)^{i_1} \cdots (\lambda_n + b_0)^{i_n} b_0^{w_0}$.

We can now state the main theorem of this section.

THEOREM 4.23 (The distribution of the southeast entry in periodic Young tableaux). Choose a uniform random Young tableau with periodic pattern shape $(\ell_1, \dots, \ell_p; n)$ shifted by a block $b_0^{w_0}$. Let N be its size, set $\ell := \ell_1 + \cdots + \ell_p$ and $\delta := p/(p + \ell)$. Let X_n be the entry of the southeast corner. Then $(N - X_n)/n^{1+\delta}$ converges in law to the same limiting distribution as the number of black balls in the periodic Young–Pólya urn with initial conditions (b_0, w_0) and with replacement matrices $M_i = \begin{pmatrix} 1 & \ell_i \\ 0 & 1+\ell_i \end{pmatrix}$:

$$\frac{2}{p\ell} \frac{N - X_n}{n^{1+\delta}} \xrightarrow{\mathcal{L}} \text{Beta}(b_0, w_0) \prod_{\substack{i=1 \\ i \neq \ell_1 + \cdots + \ell_j + j \\ \text{with } 1 \leq j \leq p-1}}^{p+\ell-1} \text{GenGamma}(b_0 + w_0 + i, p + \ell).$$

PROOF. One just follows the same steps as in (47). The final proof holds *verbatim*, only the equality $N = \frac{p\ell}{2}n(n + 1)$ has to be replaced by an asymptotic $N \sim \frac{p\ell}{2}n$, which is anyway the only information that is used. One then concludes via Theorem 3.8. \square

In the next section, we discuss some consequences of our results in the context of limit shapes of random Young tableaux.

5. Random Young tableaux and random surfaces. There is a vast and fascinating literature related to the asymptotics of Young tableaux when their shape is free, but the number of cells is going to infinity: it even originates from the considerations of Erdős, Szekeres and Ulam on longest increasing subsequences in permutations (see [2, 81] for a nice presentation of these fascinating aspects). There algebraic combinatorics and variational calculus appear to play a key rôle, as became obvious with the seminal works of Vershik and Kerov, Logan and Shepp [60, 91]. The asymptotics of Young tableaux when the shape is constrained is harder to handle, and this section tackles some of these aspects.

5.1. *Random surfaces.* Figure 7 illustrates some known results and some conjectures on “the continuous” limit of Young tableaux (see also the notion of continual Young tableaux in [52]). Let us now explain a little bit what is summarized by this figure, which, in fact, refers to different levels of renormalization in order to catch the right fluctuations. It should also be pinpointed that some results are established under the Plancherel distribution, while some others are established under the uniform distribution (like in the present work).

First, our Theorem 4.2 can be seen as a result on random surfaces arising from Young tableaux with a fixed shape. Let us be more specific. Consider a fixed rectangular triangle Tr where the size of the edges meeting at the right angle are p and q , respectively, where p and q are integers. One can approximate Tr by a sequence of tableaux $(\mathcal{Y}_n)_{n \geq 0}$ of the same form as \mathcal{Y} in Section 4 where the size of the sides meeting at the right angle are pn and qn .

For each of these tableaux, one can pick a random standard filling and one can interpret it as a random discretized surface. More precisely, if $0 \leq x \leq p$ and $0 \leq y \leq q$ are two reals and if the entry of the cell $(\lfloor xn \rfloor, \lfloor yn \rfloor)$ is z , then we set $f_n(x, y) := 2z/(pqn^2)$. Thereby, we construct a random function $f_n : \text{Tr} \rightarrow [0, 1]$ which is discontinuous but it is to be expected that, in the limit, the functions f_n converge in probability to a deterministic, continuous function f (see Figure 8). Intuitively, for every point (x, y) on the hypotenuse, one will have $f(x, y) = 1$ and this is the case in particular for the southeast corner, that is, the point $(p, 0)$. Then one can view Theorem 4.2 as a result on the fluctuations of the random quantity $f_n(p, 0)$ away from its deterministic limit, which is 1.

As a matter of fact, the convergence of f_n to f has only been studied when the shape of the tableau is fixed. The convergence toward a limiting surface was first proven when the

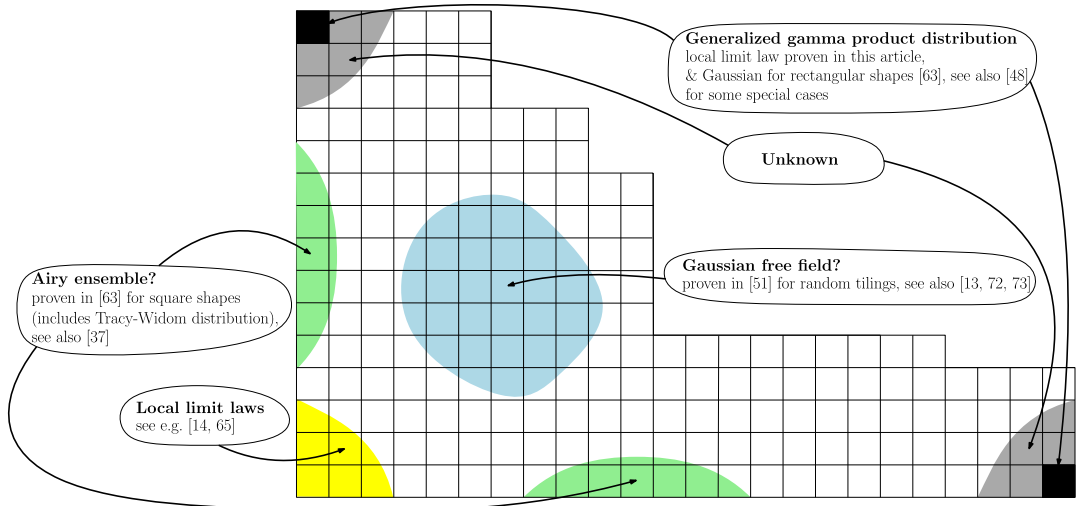


FIG. 7. Known and conjectured limit laws of random Young tableaux. Would it one day lead to a nice notion of “continuous Young tableau”?

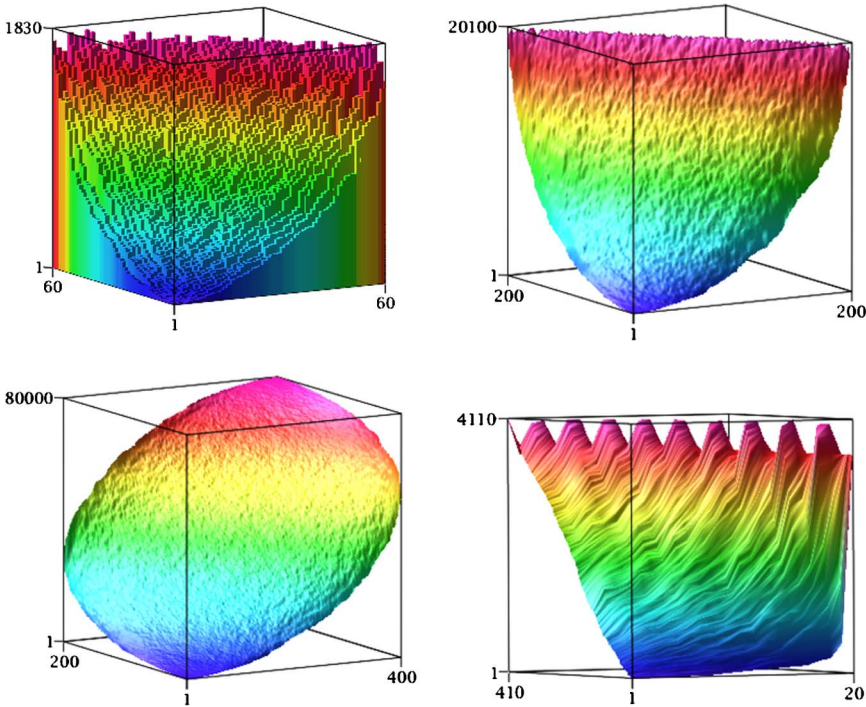


FIG. 8. Random generation of Young tableaux, seen as random surfaces (the colours correspond to level lines):

- top: triangular Young tableaux (size 60×60 , seen as histogram, and 200×200),
- bottom: rectangular and triangular Young tableaux (400×200 and 410×20).

If one watches such surfaces from above, then one sees exactly the triangular/rectangular shapes, but one loses the 3D effect. The images are generated via our own Maple package available at <https://lipn.fr/~cb/YoungTableaux>, relying on a variant of the hook-length walk of [40].

limit shape is a finite union of rectangles; see Biane [13]. There the limiting surface can be interpreted in terms of characters of the symmetric group and free probability but this leads to complicated computations from which it is difficult to extract explicit expressions.

For rectangular Young tableaux, the limiting surface is described more precisely by Pittel and Romik [73]. A limiting surface also exists for staircase tableaux: it can be obtained by taking the limiting surface of a square tableau and cutting it along the diagonal; see [4, 59]. This idea does not work for *rectangular* (nonsquare) Young tableaux: if one cuts such tableaux along the diagonal, one *does not* get the limiting surface of triangular Young tableaux (the hypotenuse would have been the level line 1, but the diagonal is in fact not even a level line, as visible in Figure 8 and proven in [73]).

Apart from the particular cases mentioned above, convergence results for surfaces arising from Young tableau seem to be lacking. There are also very few results about the fluctuations away from the limiting surface. For rectangular shapes, these fluctuations were studied by Marchal [63]: they are Gaussian in the southeast and northwest corner, while the fluctuations on each edge follow a Tracy–Widom limit law, at least when the rectangle is a square (for general rectangles, there remain some technicalities, although the expected behaviour is the same). For staircase triangles, Gorin and Rahman [37] use a sorting network representation to obtain asymptotic formulas using double integrals. In particular, they find the limit law on the edge. Their approach may be generalizable to other triangular shapes. Also, instead of renormalized limits, one may be interested in local limits, there are then nice links with the famous jeu de taquin [86] and characters of symmetric groups [14].

There is another framework where random surfaces naturally arise, namely random tilings and related structures (see, e.g., [85]). Indeed, one can associate a height function with a

tiling: this gives an interpretation as a surface. In this framework, there are results on the fluctuations of these surfaces, which are similar to the ones on Young tableaux. In the case of the Aztec diamond shape, Johansson and Nordenstam [48] proved that the fluctuations of the Artic curve are related to eigenvalues of GUE minors (and are therefore Gaussian near the places where the curve is touching the edges, whereas they are Tracy–Widomian when the curve is far away from the edges). Note that this gives the same limit laws as for the Artic curve of a TASEP jump process associated to rectangular Young tableaux [63, 80]. Similar results were also obtained for pyramid partitions [17, 18]. Moreover, in other models of lozenge tilings, it is proven that for some singular points, other limit laws appear: they are called cusp-Airy distributions, and are related to the Airy kernel [25]. It has to be noticed that, up to our knowledge, the generalized gamma distributions, which appear in our results, have not been found in the framework of random tilings.

A major challenge would be to capture the fluctuations of the surface in the interior of the domain. For Young tableaux, it is reasonable to conjecture that these fluctuations could be similar to those observed for random tilings: in this framework, Kenyon [51] and Petrov [72] proved that the fluctuations are given by the Gaussian free field (see also [20]).

Finally, a dual question would be: in which cell does a given entry lie in a random filling of the tableau? In the case of triangular shapes like ours, if we look at the largest entry, we get the following.

PROPOSITION 5.1 (Limit law for the location of the maximum in a triangular Young tableau). *Choose a uniform random triangular Young tableau of parameters (ℓ, p, n) (see Definition 4.1). Let $\text{Posi}_n \in \{1, \dots, \ell n\}$ be the x -coordinate of the cell containing the largest entry. Then one has*

$$\frac{\text{Posi}_n}{\ell n} \xrightarrow{\mathcal{L}} \text{Arcsine}(\delta) \quad \text{where } \delta := p/(p + \ell).$$

PROOF. Remove from the Young tableau \mathcal{Y} the cell containing its largest entry, and call \mathcal{Y}^* this new tableau. Then, using the hook length formula, the probability that the largest entry of \mathcal{Y} is situated at x -coordinate $k\ell$ is

$$\mathbb{P}(\text{Posi}_n = k\ell) = \frac{\prod_{c \in \mathcal{Y}^*} \text{hook}_{\mathcal{Y}^*}(c)}{\prod_{c \in \mathcal{Y}} \text{hook}_{\mathcal{Y}}(c)} = \prod_{\substack{c \in \mathcal{Y}^* \text{ with } (x\text{-coord of } c) = k\ell \\ \text{or } (y\text{-coord of } c) = (n - k + 1)p}} \frac{\text{hook}_{\mathcal{Y}^*}(c)}{1 + \text{hook}_{\mathcal{Y}^*}(c)}.$$

An easy computation then gives (with $\delta = p/(p + \ell)$):

$$\mathbb{P}(\text{Posi}_n = k\ell) \sim \frac{(k/n)^{\delta-1} (1 - k/n)^{-\delta}}{\Gamma(\delta)\Gamma(1 - \delta)} \frac{1}{n}.$$

Here, one recognizes an instance of the generalized arcsine law on $[0, 1]$ with density

$$\frac{x^{\delta-1} (1 - x)^{-\delta}}{\Gamma(\delta)\Gamma(1 - \delta)}. \quad \square$$

So, if we compare models with different p and ℓ , then the largest entry will have the tendency to be on the top of the hypotenuse when ℓ is much larger than p , while it will be on its bottom if p is much larger than ℓ (and on the bottom or the top with equally high probabilities when $p \approx \ell$); see Figure 8. This is in sharp contrast with the case of an $n \times n$ square tableau where, for $t \in (0, 1)$, the cell containing the entry tn^2 is asymptotically distributed according to the Wigner semicircle law on its level line; see [73]. We also refer to Romik [79] for further discussions on Young tableau landscapes and to Morales, Pak and Panova [66] for recent results on skew-shaped tableaux.

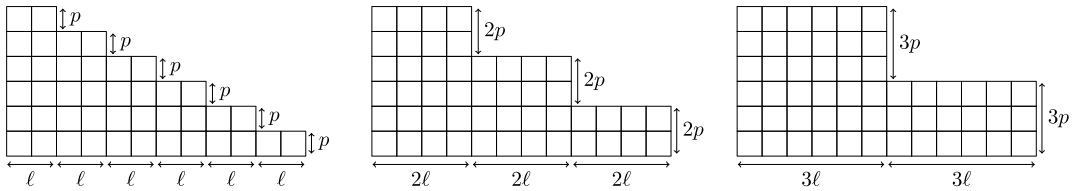


FIG. 9. Different discrete models converge toward a tableau of slope $-p/\ell$. As usual for problems related to urns, many statistics have a sensibility to the initial conditions; it is therefore nice that some universality holds: the distributions (depending on p, ℓ and the “zoom factor” K) of our statistics have similar tails compared to Mittag-Leffler distributions.

5.2. *From microscopic to macroscopic models: Universality of the tails.* As mentioned in the previous section, we can approximate a triangle of slope $-p/\ell$ by a tableau of parameters (ℓ, p, n) but what happens if we approximate it by a tableau of parameters $(K\ell, Kp, n)$ for any “zoom factor” $K \in \mathbb{N}$? (See Figure 9.) In the first case, we obtain as a limit law in the southeast corner $\text{GenGammaProd}(p, \ell, p, \ell)$ whereas in the second case, we get the law $\text{GenGammaProd}(Kp, K\ell, Kp, K\ell)$ and these two distributions are different.

In fact, we could even imagine more general periodic patterns as in Theorem 4.23 corresponding to the same macroscopic object. All these models lead to different asymptotic distributions. However, we partially have some universal phenomenon in the sense that, although these limit distributions are different, they are closely related by the fact that their tails are similar to the tail of a Mittag-Leffler distribution.

DEFINITION 5.2 (Similar tails). One says that two random variables X and Y have similar tails and one writes $X \asymp Y$ if

$$\frac{\log \frac{\mathbb{E}(X^r)}{\mathbb{E}(Y^r)}}{r} \rightarrow 0 \quad \text{as } r \rightarrow \infty.$$

This definition has the advantage to induce an equivalence relation between random variables which have moments of all orders: if X, Y are in the same equivalence class, then for every $\varepsilon \in (0, 1)$, for r large enough, one has

$$\mathbb{E}(((1 - \varepsilon)X)^r) \leq \mathbb{E}(Y^r) \leq \mathbb{E}(((1 + \varepsilon)X)^r).$$

In the proof of the following theorem, we give much finer asymptotics than the above bounds.

THEOREM 5.3 (Similarity with the tail of a Mittag-Leffler distribution). *Let X be a random variable distributed as $\text{GenGammaProd}([\ell_1, \dots, \ell_p]; b_0, w_0)$ and put $\ell = \ell_1 + \dots + \ell_p$, $\delta = p/(p + \ell)$. Let $Y := \text{ML}(\delta, \beta)$ (where ML is the Mittag-Leffler distribution defined as in (48) hereafter, with any $\beta > -\delta$). Then X and $\delta p^{\delta-1}Y$ have similar tails in the sense of Definition 5.2.*

PROOF. First, recall from, for example, [36], page 8, that the Mittag-Leffler distribution $\text{ML}(\alpha, \beta)$ (where $0 < \alpha < 1$ and $\beta > -\alpha$) is determined by its moments. Its r th moment has two equally useful closed forms:

$$(48) \quad m_{\text{ML},r} = \frac{\Gamma(\beta)\Gamma(\beta/\alpha + r)}{\Gamma(\beta/\alpha)\Gamma(\beta + \alpha r)} = \frac{\Gamma(\beta + 1)\Gamma(\beta/\alpha + r + 1)}{\Gamma(\beta/\alpha + 1)\Gamma(\beta + \alpha r + 1)}.$$

Now, we prove that, for a fixed α , the Mittag-Leffler distributions have similar tails. From the Stirling’s approximation formula, we have

$$(49) \quad \log \Gamma(\alpha r + \beta) = \alpha r \log(r) + (\alpha \log(\alpha) - \alpha)r + \left(\beta - \frac{1}{2}\right) \log(\alpha r) + \frac{\log(2\pi)}{2} + O\left(\frac{1}{r}\right).$$

Applying this to the moments (48) of the Mittag-Leffler distribution $Y = \text{ML}(\alpha, \beta)$, we get

$$(50) \quad \log \mathbb{E}(Y^r) = (1 - \alpha)r \log(r) + (-\alpha \log(\alpha) + \alpha - 1)r + \left(\frac{\beta}{\alpha} - \beta\right) \log(r) + O(1),$$

and thus if one compares with another distribution $Y' = \text{ML}(\alpha, \beta')$, this leads to $Y \asymp Y'$.

Next, we prove that GenGammaProd distributions with the same δ have similar tails. The moments of $X = \text{GenGammaProd}([\ell_1, \dots, \ell_p]; b_0, w_0)$ are given by formula (21). Using the approximation (49), we get

$$(51) \quad \begin{aligned} \log \mathbb{E}(X^r) = & (1 - \delta)r \log(r) + (1 - \delta) \left(\log\left(\frac{\delta}{p}\right) - 1 \right) r \\ & + \left(b_0 + s_0\delta + \frac{(1 + \delta)(p - 1)}{2} - \frac{\delta}{p} \sum_{j=0}^{p-1} \sum_{k=1}^j \ell_k \right) \log(r) + O(1). \end{aligned}$$

Here, we see that in fact up to order $O(r)$ only the slope δ and the period length p play a rôle; it is only at order $o(r)$ that b_0, s_0 , and the ℓ_k really occur. Thus, if we now also consider $X' = \text{GenGammaProd}([\ell'_1, \dots, \ell'_p]; b'_0, w'_0)$, we directly deduce $X \asymp \left(\frac{p}{p'}\right)^{\delta-1} X'$.

Finally, we can compare the moments of X (any GenGammaProd distribution associated to a slope δ and period p) and Y (any Mittag-Leffler distribution with $\alpha := \delta$) via formulas (50) and (51), this leads to $X \asymp \delta p^{\delta-1} Y$. \square

REMARK 5.4. The tails of this distribution are universal: they depend only on the slope δ and the period length p . They depend neither on the initial conditions b_0 and w_0 , nor on further details of the geometry of the periodic pattern (the ℓ_i 's).

One more universal property which holds for some families of urn distributions is that they possess sub-Gaussian tails, a notion introduced by Kahane in [49] (see also [56] for some urn models exhibiting this behaviour).

DEFINITION 5.5. A random variable X has sub-Gaussian tails if there exist two constants $c, C > 0$, such that

$$\mathbb{P}(|X| \geq t) \leq C e^{-ct^2}, \quad t > 0.$$

PROPOSITION 5.6. The GenGammaProd(p, ℓ, b_0, w_0) distributions have subGaussian tails if and only if $p \geq \ell$.

PROOF. The GenGammaProd distribution, as defined in equation (1), has moments given in equation (20). As derived thereafter, it has moments asymptotically equivalent to

$$(m_r)^{1/r} = ((p + \ell)e)^{(\delta-1)} r^{(1-\delta)} (1 + o(1)).$$

By [49], Proposition 9, a random variable X has sub-Gaussian tails if and only if there exists a constant $K > 0$ such that for all $r > 0$ we have $(\mathbb{E}(X^r))^{1/r} \leq K \sqrt{r}$. As $\delta = \frac{p}{p+\ell}$ the claim follows. \square

Another useful notion which helps to gain insight into the limit of Young tableaux is the notion of a *level line*: let \mathcal{C}_v be the curve separating the cells with an entry bigger than v and the cells with an entry smaller than v (and to get a continuous curve, one follows the border of the Young tableau if needed; see Figure 10).

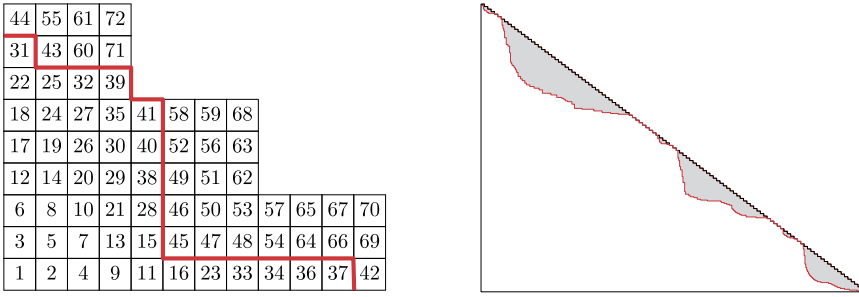


FIG. 10. The level line (in red) of the southeast corner X_n : it separates all the entries smaller than X_n from the other ones. On the left: one example with the level line of $X_n = 42$. On the right: the level line of X_n , for a very large Young tableau of size N of triangular shape. The area between this level line and the hypotenuse is the quantity $N - X_n$ analysed in Section 4.

When $n \rightarrow \infty$, one may ask whether the level line C_{X_n} converges in distribution to some limiting random curve \mathcal{C} . If so, the limit laws we computed in Theorem 4.2 would give the (renormalized) area between the macroscopic curve \mathcal{C} and the hypotenuse. In particular, the law of \mathcal{C} would depend on the microscopic details of the model, since we find for the renormalized area a whole family of distributions $\text{GenGammaProd}(p, \ell, b_0, w_0)$ depending on 4 parameters. Besides, note that we could imagine even more general microscopic models for the same macroscopic triangle. For instance, for a slope -1 , starting from the southeast corner we could have a periodic pattern (1 step north, 2 steps west, 2 steps north, 1 step west). All shapes leading to the same slope are covered by Theorem 3.8 (see also Example 3.9), and our method then gives similar, but distinct, limit laws. Such models thus yield another limit law for the area, and thus another limiting random curve \mathcal{C} .

Note that the renormalized area between \mathcal{C} and the hypotenuse does not have the same distribution as the area below the positive part of a Brownian meander [46]. Funnily, Brownian motion theory is cocking a snook at us: another one of Janson’s papers [47] studies the area below curves which are related to the Brownian supremum process and, here, one observes more similarities with our problem, as the moments of the corresponding distribution involve the gamma function. However, these moments grow faster than in the limit laws found in Theorem 4.2. It is widely open if there is some framework unifying all these points of view.

5.3. *Factorizations of gamma distributions.* With respect to the asymptotic landscape of random Young tableaux, let us add one last result: our results on the southeast corner directly imply similar results on the northwest corner. In particular, the critical exponent for the upper left corner is $1 - \delta$. In fact, it is a nice surprise that there is even more structure: any periodic pattern shape is naturally associated with a family of patterns such that the limit laws of the southeast corners of the corresponding Young tableaux are related to each other.

First, let us describe the periodic pattern via a *shape path* $(i_1, j_1; \dots; i_m, j_m)$: it starts at the northwest corner of the tableau described by the pattern with i_1 right steps, followed by j_1 down steps, etc.; see Figure 11. Then its cyclic shift is defined by $(j_m, i_1; \dots; j_{m-1}, i_m)$.

Furthermore, this notion is equivalent to Definition 4.21 of a periodic tableau via the following formula:

$$(\ell_1, \dots, \ell_p) = (\underbrace{0, \dots, 0, j_m}_{i_m \text{ elements}}, \underbrace{0, \dots, 0, j_{m-1}, \dots, 0}_{i_{m-1} \text{ elements}}, \dots, \underbrace{0, \dots, 0, j_1}_{i_1 \text{ elements}}).$$

Then the *cyclic shift* is given by

$$(\ell'_1, \dots, \ell'_{p'}) := (\underbrace{0, \dots, 0, i_m}_{j_{m-1} \text{ elements}}, \dots, \underbrace{0, \dots, 0, i_2}_{j_1 \text{ elements}}, \underbrace{0, \dots, 0, i_1}_{j_m \text{ elements}}).$$

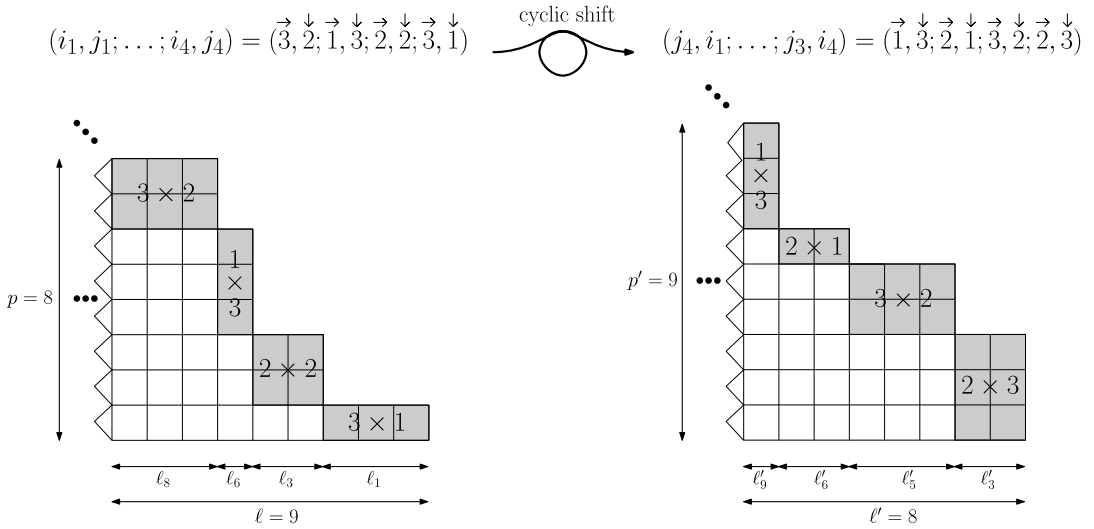


FIG. 11. Example of a cyclic shift on a periodic pattern. On the left: one sees the shape path $(3,2;1,3;2,2;3,1)$, it corresponds to the pattern $(\ell_1, \dots, \ell_8) = (3, 0, 2, 0, 0, 1, 0, 3)$ (as sequence of consecutive heights, from right to left). On the right: one sees its cyclic shift, which corresponds to the pattern $(\ell'_1, \dots, \ell'_9) = (0, 0, 2, 0, 3, 2, 0, 0, 1)$. In grey, we see the size of the subrectangles described by the shape path, that is, the k th rectangle has size $i_k \times j_k$.

In particular, we have $p' = \ell$ and $\ell' = p$.

Appending n copies of the shape path $(i_1, j_1; \dots; i_m, j_m)$ to each other corresponds to n repetitions of the pattern and, therefore, gives a periodic tableau. Note that this new sequence is then equal to the shape of its associated tree, similarly to Figure 3 and in accordance with Definition 4.6.

PROPOSITION 5.7 (Factorization of gamma distributions). *Let two sequences (ℓ_1, \dots, ℓ_p) and $(\ell'_1, \dots, \ell'_{p'})$ be defined as above and let j_m be the smallest index such that $\ell_{j_m} > 0$. Let b_0, w_0 be two positive integers, and Y and Y' be independent random variables with respective distribution $\text{GenGammaProd}([\ell_1, \dots, \ell_p]; b_0, w_0)$ and $\text{GenGammaProd}([\ell'_1, \dots, \ell'_{p'}]; b_0 + w_0, j_m)$ from Theorem 3.8. Then we have the factorization:*

$$(52) \quad YY' \stackrel{\mathcal{L}}{=} \frac{1}{p + \ell} \Gamma(b_0).$$

PROOF. The equality in distribution is obtained by checking the equality of the r th moments and then applying Carleman’s theorem: using formula (20) for the moments of GenGammaProd indeed leads (after simplification via the Gauss multiplication formula on the gamma function) to $\mathbb{E}(Y^r)\mathbb{E}((Y')^r) = \frac{1}{(p+\ell)^r} \mathbb{E}(Z^r)$, where Z is a random variable distributed according to $\Gamma(b_0)$. \square

REMARK 5.8 (A duality between corners). One case of special interest is the case of Young tableaux having the mirror symmetry $(\ell_{j_m}, \dots, \ell_p) = (\ell_p, \dots, \ell_{j_m})$, where j_m is again the smallest index such that $\ell_{j_m} > 0$. Indeed, Y and Y' then correspond to the limit laws for the southeast (resp., northwest) corner of the same tableau. In this case, we can think of (52) as expressing a kind of duality between the corners of the tableau.

Similar factorizations of the exponential law, which is a particular case of the gamma distribution, have appeared recently in relation with functionals of Lévy processes, following [12]. These formulas are also some probabilistic echoes of identities satisfied by the gamma function.

We can mention one last result in this direction: indeed, Theorem 4.23 used for the Young tableau with periodic pattern shape $(\ell_1, \dots, \ell_p; 2n)$ and the (same) Young tableau with periodic pattern shape $(\ell_1, \dots, \ell_p, \ell_1, \dots, \ell_p; n)$ leads to two different closed forms of the same limit distribution, and one also gets other closed forms if one repeats m times the pattern (ℓ_1, \dots, ℓ_p) . For example, if one takes all the ℓ_i 's equal to 1, this gives

$$\text{GenGamma}(3, 2) = \sqrt{2} \text{GenGamma}(3, 4) \text{GenGamma}(5, 4),$$

and, more generally,

$$\text{GenGamma}(s_0 + 1, 2) = \sqrt{m} \prod_{k=1}^m \text{GenGamma}(s_0 + 2k - 1, 2m).$$

Using the fact that $\text{GenGamma}(a, 1/b) = \Gamma(ab)^b$, we can rephrase this identity in terms of powers of Γ distributions (the notation Γ , in bold, stands for the distribution, while Γ stands for the function; below, we have only occurrences in bold):

$$\Gamma\left(\frac{s_0 + 1}{2}\right)^{\frac{1}{2}} = \sqrt{m} \prod_{k=1}^m \Gamma\left(\frac{s_0 + 2k - 1}{2m}\right)^{\frac{1}{2m}}.$$

With $x := \frac{s_0+1}{2m}$, one gets the following formula equivalent to the Gauss multiplication formula:

$$\Gamma(mx)^m = m^m \prod_{k=1}^m \Gamma\left(x + \frac{k-1}{m}\right).$$

Choosing other values for the ℓ_i 's leads to more identities:

$$\begin{aligned} & \prod_{\substack{i=1 \\ i \neq \ell_1 + \dots + \ell_j + j \\ \text{with } 1 \leq j \leq p-1}}^{p+\ell-1} \text{GenGamma}(s_0 + i, p + \ell) \\ &= m^{1-\delta} \prod_{\substack{i=1 \\ i \neq \ell'_1 + \dots + \ell'_j + j \\ \text{with } 1 \leq j \leq mp-1}}^{m(p+\ell)-1} \text{GenGamma}(s_0 + i, m(p + \ell)). \end{aligned}$$

It is pleasant that it is possible to reverse engineer such identities, and thus obtain a probabilistic proof of the Gauss multiplication formula (see [24]).

This ends our journey in the realm of urns and Young tableaux; in the next final section, we conclude with a few words on possible extensions of the methods used in this article.

A method is a trick used twice.
George Pólya (1887–1985)

After this the reader who wishes to do so will have no difficulty in developing the theory of urns¹² when they are regarded as differential operators.
Alfred Young (1873–1940)

¹²The reader is invited to compare with the original citations of Pólya and Young in [75], page 208, and [38], page 366.

6. Conclusion and further work. In this article, we introduced Pólya urns with periodic replacements and showed that they can be exactly solved with generating function techniques. The initial partial differential equation encoding their dynamics leads to D-finite moment generating functions, which we identify as the signature of a generalized gamma product distribution. It is also pleasant that it finds applications for some statistics of Young tableaux.

Many extensions of this work are possible:

- The *density method* which we introduced in [10, 64] can be used to analyse other combinatorial structures, like we did already on permutations, trees, Young tableaux and Young tableaux with local decreases. In fact, the idea to use integral representations of order polytope volumes in order to enumerate poset structures is quite natural, and was used, for example, in [11, 28, 69]. Our approach, which uses this idea while following at the same time the densities of some parameter, allows us to solve both enumeration and random generation. We hope that some readers will give it a try on their favourite poset structure.
- In [31], Flajolet et al. analyse an urn model which leads to a remarkably simple factorization for the history generating function; see Theorem 1 therein and also Theorem 1 in [30]. This greatly helps them to perform the asymptotic analysis via *analytic combinatorics* tools. Our model does not possess such a factorization; this makes the proofs more involved. It is nice that our new approach remains generic and can be applied to more general periodic urn models (with weights, negative entries, random entries, unbalanced schemes, triangular urns with more colours, multiple drawings, ...). It is a full programme to investigate these variants, in order to get a better characterization of the zoo of special functions (combination of generalized hypergeometric, etc.) and distributions occurring for the different models.
- There exists a theory of elimination for partial differential equations, chiefly developed in the 1920s by Janet, Riquier and Thomas (see, e.g., [16, 35] for modern approaches). In our case, these approaches however fail to get the linear ordinary differential equations satisfied by our generating functions. It is thus an interesting challenge for *computer algebra* to get an efficient algorithm taking as input the PDE and its boundary conditions, and giving as output the D-finite equation (if any). Is it possible to extend holonomy theory beyond its apparent linear frontiers? (See the last part of [71].) Also, as an extension of Remark 2.5, it is natural to ask: is it possible to extend the work of Flajolet and Lafforgue to the full class of D-finite equations, thus exhibiting new universal limit laws like we did here?
- Our approach can also be used to analyse the fluctuations of further cells in a random Young tableau. It remains a challenge to understand the full *asymptotic landscape of surfaces* associated with *random Young tableaux*, even if it could be globally expected that they behave like a Gaussian free field, like many other random surfaces [51]. Understanding the fluctuations and the universality of the critical exponent at the corner could help to get a more global picture. The Arctic circle phenomenon (see [80]) and the study of the level lines \mathcal{C} in random Young tableaux and their possible limits in distribution, as discussed in Section 5.2, seems to be an interesting but very challenging problem.

Acknowledgements. Let us thank Vadim Gorin, Markus Kuba, Cécile Mailler and Henning Sulzbach for kind exchanges on their work [37, 56, 58] and on related questions. We also thank the referees of the preliminary AofA'2018 version [9] and of this *Annals of Probability* version for their careful reading and suggestions which improved the quality of our paper. We also thank the organizers (Igor Pak, Alejandro Morales, Greta Panova and Dan Romik) of the meeting *Asymptotic Algebraic Combinatorics* (Banff, 11–15 March 2019) where we got the opportunity to present this work.

Michael Wallner was supported by a MathStic funding from the University Paris Nord September–December 2017 and the Erwin Schrödinger Fellowship of the Austrian Science Fund (FWF): J 4162-N35.

REFERENCES

- [1] ABRAMOWITZ, M. and STEGUN, I. A., eds. (1984). *Handbook of Mathematical Functions with Formulas, Graphs, and Mathematical Tables*. A Wiley-Interscience Publication. Wiley, New York. Reprint of the 1972 edition, Selected Government Publications. MR0757537
- [2] ALDOUS, D. and DIACONIS, P. (1999). Longest increasing subsequences: From patience sorting to the Baik–Deift–Johansson theorem. *Bull. Amer. Math. Soc. (N.S.)* **36** 413–432. MR1694204 <https://doi.org/10.1090/S0273-0979-99-00796-X>
- [3] ANDREWS, G. E., ASKEY, R. and ROY, R. (1999). *Special Functions. Encyclopedia of Mathematics and Its Applications* **71**. Cambridge Univ. Press, Cambridge. MR1688958 <https://doi.org/10.1017/CBO9781107325937>
- [4] ANGEL, O., HOLROYD, A. E., ROMIK, D. and VIRÁG, B. (2007). Random sorting networks. *Adv. Math.* **215** 839–868. MR2355610 <https://doi.org/10.1016/j.aim.2007.05.019>
- [5] ATHREYA, K. B. and KARLIN, S. (1968). Embedding of urn schemes into continuous time Markov branching processes and related limit theorems. *Ann. Math. Stat.* **39** 1801–1817. MR0232455 <https://doi.org/10.1214/aoms/1177698013>
- [6] ATHREYA, K. B. and NEY, P. E. (2004). *Branching Processes*. Dover, Mineola, NY. Reprint of the 1972 original [Springer, New York; MR0373040]. MR2047480
- [7] BAGCHI, A. and PAL, A. K. (1985). Asymptotic normality in the generalized Pólya–Eggenberger urn model, with an application to computer data structures. *SIAM J. Algebr. Discrete Methods* **6** 394–405. MR0791169 <https://doi.org/10.1137/0606041>
- [8] BANDERIER, C. and DRMOTA, M. (2015). Formulae and asymptotics for coefficients of algebraic functions. *Combin. Probab. Comput.* **24** 1–53. MR3318039 <https://doi.org/10.1017/S0963548314000728>
- [9] BANDERIER, C., MARCHAL, P. and WALLNER, M. (2018). Periodic Pólya urns and an application to Young tableaux. In *29th International Conference on Probabilistic, Combinatorial and Asymptotic Methods for the Analysis of Algorithms. LIPIcs. Leibniz Int. Proc. Inform.* **110** Art. No. 11, 13. Schloss Dagstuhl. Leibniz-Zent. Inform., Wadern. MR3826130
- [10] BANDERIER, C., MARCHAL, P. and WALLNER, M. (2018). Rectangular Young tableaux with local decreases and the density method for uniform random generation. In *GASCom 2018, CEUR Workshop Proceedings* **2113** 60–68.
- [11] BARYSHNIKOV, Y. and ROMIK, D. (2010). Enumeration formulas for Young tableaux in a diagonal strip. *Israel J. Math.* **178** 157–186. MR2733067 <https://doi.org/10.1007/s11856-010-0061-6>
- [12] BERTOIN, J. and YOR, M. (2001). On subordinators, self-similar Markov processes and some factorizations of the exponential variable. *Electron. Commun. Probab.* **6** 95–106. MR1871698 <https://doi.org/10.1214/ECP.v6-1039>
- [13] BIANE, P. (1998). Representations of symmetric groups and free probability. *Adv. Math.* **138** 126–181. MR1644993 <https://doi.org/10.1006/aima.1998.1745>
- [14] BORODIN, A. and OLSHANSKI, G. (2017). *Representations of the Infinite Symmetric Group. Cambridge Studies in Advanced Mathematics* **160**. Cambridge Univ. Press, Cambridge. MR3618143 <https://doi.org/10.1017/CBO9781316798577>
- [15] BOSTAN, A., CHYZAK, F., GIUSTI, M., LEBRETON, R., LECERF, G., SALVY, B. and SCHOST, É. (2017). *Algorithmes Efficaces en Calcul Formel*. Self-publishing.
- [16] BOULIER, F., LEMAIRE, F., POTEAUX, A. and MORENO MAZA, M. (2019). An equivalence theorem for regular differential chains. *J. Symbolic Comput.* **93** 34–55. MR3913563 <https://doi.org/10.1016/j.jsc.2018.04.011>
- [17] BOUTILLIER, C., BOUTTIER, J., CHAPUY, G., CORTEEL, S. and RAMASSAMY, S. (2017). Dimers on rail yard graphs. *Ann. Inst. Henri Poincaré D* **4** 479–539. MR3734415 <https://doi.org/10.4171/AIHPD/46>
- [18] BOUTTIER, J., CHAPUY, G. and CORTEEL, S. (2017). From Aztec diamonds to pyramids: Steep tilings. *Trans. Amer. Math. Soc.* **369** 5921–5959. MR3646784 <https://doi.org/10.1090/tran/7169>
- [19] BUBECK, S., MOSSSEL, E. and RÁ CZ, M. Z. (2015). On the influence of the seed graph in the preferential attachment model. *IEEE Trans. Netw. Sci. Eng.* **2** 30–39. MR3361606 <https://doi.org/10.1109/TNSE.2015.2397592>
- [20] BUFETOV, A. and GORIN, V. (2019). Fourier transform on high-dimensional unitary groups with applications to random tilings. *Duke Math. J.* **168** 2559–2649. MR4007600 <https://doi.org/10.1215/00127094-2019-0023>
- [21] CARLEMAN, T. (1923). *Sur les équations intégrales singulières à noyau réel et symétrique*. Uppsala Universitets Årsskrift.
- [22] CHAUVIN, B., MAILLER, C. and POUYANNE, N. (2015). Smoothing equations for large Pólya urns. *J. Theoret. Probab.* **28** 923–957. MR3413961 <https://doi.org/10.1007/s10959-013-0530-z>

- [23] DEVROYE, L. (1986). *Nonuniform Random Variate Generation*. Springer, New York. MR0836973 <https://doi.org/10.1007/978-1-4613-8643-8>
- [24] DUFRESNE, D. (2010). G distributions and the beta-gamma algebra. *Electron. J. Probab.* **15** 2163–2199. MR2745729 <https://doi.org/10.1214/EJP.v15-845>
- [25] DUSE, E., JOHANSSON, K. and METCALFE, A. (2016). The cusp-Airy process. *Electron. J. Probab.* **21** Paper No. 57, 50. MR3546394 <https://doi.org/10.1214/16-EJP2>
- [26] EGGENBERGER, F. and PÓLYA, G. (1923). Über die Statistik verketteter Vorgänge. *ZAMM Z. Angew. Math. Mech.* **3** 279–290. <https://doi.org/10.1002/zamm.19230030407>
- [27] EGGENBERGER, F. and PÓLYA, G. (1928). Sur l'interprétation de certaines courbes de fréquence. *C. R. Acad. Sci.* **187** 870–872.
- [28] ELKIES, N. D. (2003). On the sums $\sum_{k=-\infty}^{\infty} (4k+1)^{-n}$. *Amer. Math. Monthly* **110** 561–573. MR2001148 <https://doi.org/10.2307/3647742>
- [29] FANTL, G. and VISWANATH, P. (2017). Deanonimization in the Bitcoin P2P network. In *Proceedings of the 31st Conference on Neural Information Processing Systems*.
- [30] FLAJOLET, P., DUMAS, P. and PUYHAUBERT, V. (2006). Some exactly solvable models of urn process theory. In *Fourth Colloquium on Mathematics and Computer Science Algorithms, Trees, Combinatorics and Probabilities*. *Discrete Math. Theor. Comput. Sci. Proc.*, AG 59–118. Assoc. Discrete Math. Theor. Comput. Sci., Nancy. MR2509623
- [31] FLAJOLET, P., GABARRÓ, J. and PEKARI, H. (2005). Analytic urns. *Ann. Probab.* **33** 1200–1233. MR2135318 <https://doi.org/10.1214/009117905000000026>
- [32] FLAJOLET, P. and LAFFORGUE, T. (1994). Search costs in quadrees and singularity perturbation asymptotics. *Discrete Comput. Geom.* **12** 151–175. MR1283884 <https://doi.org/10.1007/BF02574372>
- [33] FLAJOLET, P. and SEDGEWICK, R. (2009). *Analytic Combinatorics*. Cambridge Univ. Press, Cambridge. MR2483235 <https://doi.org/10.1017/CBO9780511801655>
- [34] FRÉCHET, M. and SHOHAT, J. (1931). A proof of the generalized second-limit theorem in the theory of probability. *Trans. Amer. Math. Soc.* **33** 533–543. MR1501604 <https://doi.org/10.2307/1989421>
- [35] GERDT, V. P., LANGE-HEGERMANN, M. and ROBERTZ, D. (2019). The MAPLE package TDDS for computing Thomas decompositions of systems of nonlinear PDEs. *Comput. Phys. Commun.* **234** 202–215. MR3864422 <https://doi.org/10.1016/j.cpc.2018.07.025>
- [36] GOLDSCHMIDT, C. and HAAS, B. (2015). A line-breaking construction of the stable trees. *Electron. J. Probab.* **20** no. 16, 24. MR3317158 <https://doi.org/10.1214/EJP.v20-3690>
- [37] GORIN, V. and RAHMAN, M. (2019). Random sorting networks: Local statistics via random matrix laws. *Probab. Theory Related Fields* **175** 45–96. MR4009705 <https://doi.org/10.1007/s00440-018-0886-1>
- [38] GRACE, J. H. and YOUNG, A. (2010). *The Algebra of Invariants*. *Cambridge Library Collection*. Cambridge Univ. Press, Cambridge. Reprint of the 1903 original. MR2850282 <https://doi.org/10.1017/CBO9780511708534>
- [39] GRAHAM, R. L., KNUTH, D. E. and PATASHNIK, O. (1994). *Concrete Mathematics: A Foundation for Computer Science*, 2nd ed. Addison-Wesley, Reading, MA. MR1397498
- [40] GREENE, C., NIJENHUIS, A. and WILF, H. S. (1984). Another probabilistic method in the theory of Young tableaux. *J. Combin. Theory Ser. A* **37** 127–135. MR0757611 [https://doi.org/10.1016/0097-3165\(84\)90065-7](https://doi.org/10.1016/0097-3165(84)90065-7)
- [41] HAN, G.-N. (2010). New hook length formulas for binary trees. *Combinatorica* **30** 253–256. MR2676840 <https://doi.org/10.1007/s00493-010-2503-5>
- [42] HWANG, H.-K., KUBA, M. and PANHOLZER, A. (2007). Analysis of some exactly solvable diminishing urn models. In *Proceedings of FPSAC'2007 (Formal Power Series and Algebraic Combinatorics)*. Nankai Univ., Tianjin.
- [43] JANSON, S. (2004). Functional limit theorems for multitype branching processes and generalized Pólya urns. *Stochastic Process. Appl.* **110** 177–245. MR2040966 <https://doi.org/10.1016/j.spa.2003.12.002>
- [44] JANSON, S. (2005). Asymptotic degree distribution in random recursive trees. *Random Structures Algorithms* **26** 69–83. MR2116576 <https://doi.org/10.1002/rsa.20046>
- [45] JANSON, S. (2006). Limit theorems for triangular urn schemes. *Probab. Theory Related Fields* **134** 417–452. MR2226887 <https://doi.org/10.1007/s00440-005-0442-7>
- [46] JANSON, S. (2007). Brownian excursion area, Wright's constants in graph enumeration, and other Brownian areas. *Probab. Surv.* **4** 80–145. MR2318402 <https://doi.org/10.1214/07-PS104>
- [47] JANSON, S. (2010). Moments of gamma type and the Brownian supremum process area. *Probab. Surv.* **7** 1–52. MR2645216 <https://doi.org/10.1214/10-PS160>
- [48] JOHANSSON, K. and NORDENSTAM, E. (2006). Eigenvalues of GUE minors. *Electron. J. Probab.* **11** 1342–1371. MR2268547 <https://doi.org/10.1214/EJP.v11-370>
- [49] KAHANE, J.-P. (1960). Propriétés locales des fonctions à séries de Fourier aléatoires. *Studia Math.* **19** 1–25. MR0117506 <https://doi.org/10.4064/sm-19-1-1-25>

- [50] KAUSERS, M. and PAULE, P. (2011). *The Concrete Tetrahedron: Symbolic Sums, Recurrence Equations, Generating Functions, Asymptotic Estimates. Texts and Monographs in Symbolic Computation*. Springer, Vienna. MR2768529 <https://doi.org/10.1007/978-3-7091-0445-3>
- [51] KENYON, R. (2001). Dominos and the Gaussian free field. *Ann. Probab.* **29** 1128–1137. MR1872739 <https://doi.org/10.1214/aop/1015345599>
- [52] KEROV, S. V. (1993). Transition probabilities of continual Young diagrams and the Markov moment problem. *Funct. Anal. Appl.* **27** 104–117. <https://doi.org/10.1007/BF01085981>
- [53] KHODABIN, M. and AHMADABADI, A. (2010). Some properties of generalized gamma distribution. *Math. Sci.* **4** 9–27. MR2673499
- [54] KUBA, M. and MAHMOUD, H. M. (2017). Two-color balanced affine urn models with multiple drawings. *Adv. in Appl. Math.* **90** 1–26. MR3666709 <https://doi.org/10.1016/j.aam.2017.04.004>
- [55] KUBA, M. and PANHOLZER, A. (2016). Combinatorial families of multilabelled increasing trees and hook-length formulas. *Discrete Math.* **339** 227–254. MR3404485 <https://doi.org/10.1016/j.disc.2015.08.010>
- [56] KUBA, M. and SULZBACH, H. (2017). On martingale tail sums in affine two-color urn models with multiple drawings. *J. Appl. Probab.* **54** 96–117. MR3632608 <https://doi.org/10.1017/jpr.2016.89>
- [57] LAH, I. (1954). A new kind of numbers and its application in the actuarial mathematics. *Bol. Inst. Dos Actuár. Portugueses* **9** 7–15.
- [58] LASMAR, N., MAILLER, C. and SELMI, O. (2018). Multiple drawing multi-colour urns by stochastic approximation. *J. Appl. Probab.* **55** 254–281. MR3780393 <https://doi.org/10.1017/jpr.2018.16>
- [59] LINUSSON, S., POTKA, S. and SULZGRUBER, R. (2018). On random shifted standard Young tableaux and 132-avoiding sorting networks. Available at arXiv:1804.01795.
- [60] LOGAN, B. F. and SHEPP, L. A. (1977). A variational problem for random Young tableaux. *Adv. Math.* **26** 206–222. MR1417317 [https://doi.org/10.1016/0001-8708\(77\)90030-5](https://doi.org/10.1016/0001-8708(77)90030-5)
- [61] MACDONALD, I. G. (2015). *Symmetric Functions and Hall Polynomials*, 2nd ed. *Oxford Classic Texts in the Physical Sciences*. Clarendon, Oxford. With contribution by A. V. Zelevinsky and a foreword by Richard Stanley. Reprint of the 2008 paperback edition [MR1354144]. MR3443860
- [62] MAHMOUD, H. M. (2009). *Pólya Urn Models. Texts in Statistical Science Series*. CRC Press, Boca Raton, FL. MR2435823
- [63] MARCHAL, P. (2016). Rectangular Young tableaux and the Jacobi ensemble. *Discrete Math. Theor. Comput. Sci. Proc.* **BC** 839–850.
- [64] MARCHAL, P. (2018). The density method for permutations with prescribed descents. In *GASCom 2018, CEUR Workshop Proceedings* **2113** 179–186.
- [65] MCKAY, B. D., MORSE, J. and WILF, H. S. (2002). The distributions of the entries of Young tableaux. *J. Combin. Theory Ser. A* **97** 117–128. MR1879130 <https://doi.org/10.1006/jcta.2001.3200>
- [66] MORALES, A. H., PAK, I. and PANOVA, G. (2019). Hook formulas for skew shapes III. Multivariate and product formulas. *Algebraic Combin.* **2** 815–861. MR4023568
- [67] MORCRETTE, B. and MAHMOUD, H. M. (2012). Exactly solvable balanced tenable urns with random entries via the analytic methodology. In *23rd Intern. Meeting on Probabilistic, Combinatorial, and Asymptotic Methods for the Analysis of Algorithms (AofA'12)*. *Discrete Math. Theor. Comput. Sci. Proc.*, AQ 219–232. Assoc. Discrete Math. Theor. Comput. Sci., Nancy. MR2957333
- [68] OLVER, F. W. J., LOZIER, D. W., BOISVERT, R. F. and CLARK, C. W., eds. (2010). *NIST Handbook of Mathematical Functions*. U.S. Dept. Commerce, National Institute of Standards and Technology. See also the [NIST Digital Library of Mathematical Functions](#).
- [69] PAK, I. (2001/02). Hook length formula and geometric combinatorics. *Sém. Lothar. Combin.* **46** Art. B46f, 13. MR1877632
- [70] PEKÖZ, E. A., RÖLLIN, A. and ROSS, N. (2016). Generalized gamma approximation with rates for urns, walks and trees. *Ann. Probab.* **44** 1776–1816. MR3502594 <https://doi.org/10.1214/15-AOP1010>
- [71] PETKOVŠEK, M., WILF, H. S. and ZEILBERGER, D. (1996). *A = B*. AK Peters, Wellesley.
- [72] PETROV, L. (2015). Asymptotics of uniformly random lozenge tilings of polygons. Gaussian free field. *Ann. Probab.* **43** 1–43. MR3298467 <https://doi.org/10.1214/12-AOP823>
- [73] PITTEL, B. and ROMIK, D. (2007). Limit shapes for random square Young tableaux. *Adv. in Appl. Math.* **38** 164–209. MR2290809 <https://doi.org/10.1016/j.aam.2005.12.005>
- [74] PÓLYA, G. (1930). Sur quelques points de la théorie des probabilités. *Ann. Inst. Henri Poincaré* **1** 117–161. MR1507985
- [75] POLYA, G. (2014). *How to Solve It: A New Aspect of Mathematical Method. Princeton Science Library*. Princeton Univ. Press, Princeton, NJ. With a foreword by John H. Conway. Reprint of the 1957 second edition [MR2183670]. MR3289212
- [76] PRUDNIKOV, A. P., BRYCHKOV, Y. A. and MARICHEV, O. I. (1992). *Integrals and Series. Vol. 4: Direct Laplace Transforms*. Gordon & Breach, New York.

- [77] RIORDAN, J. (2002). *An Introduction to Combinatorial Analysis*. Dover, Mineola, NY. Reprint of the 1958 original [Wiley, New York; MR0096594 (20 #3077)]. MR1949650
- [78] RIVEST, R. L. (2018). Bayesian tabulation audits: Explained and extended. Available at [arXiv:1801.00528](https://arxiv.org/abs/1801.00528).
- [79] ROMIK, D. (2004). Explicit formulas for hook walks on continual Young diagrams. *Adv. in Appl. Math.* **32** 625–654. MR2053837 [https://doi.org/10.1016/S0196-8858\(03\)00096-4](https://doi.org/10.1016/S0196-8858(03)00096-4)
- [80] ROMIK, D. (2012). Arctic circles, domino tilings and square Young tableaux. *Ann. Probab.* **40** 611–647. MR2952086 <https://doi.org/10.1214/10-AOP628>
- [81] ROMIK, D. (2015). *The Surprising Mathematics of Longest Increasing Subsequences*. Institute of Mathematical Statistics Textbooks **4**. Cambridge Univ. Press, New York. MR3468738
- [82] SAGAN, B. E. and YEH, Y. N. (1989). Probabilistic algorithms for trees. *Fibonacci Quart.* **27** 201–208. MR1002062
- [83] SALVY, B. and ZIMMERMANN, P. (1994). Gfun: A Maple package for the manipulation of generating and holonomic functions in one variable. *ACM Trans. Math. Software* **20** 163–177. <https://doi.org/10.1145/178365.178368>
- [84] SÉNIZERGUES, D. (2019). Geometry of weighted recursive and affine preferential attachment trees. Available at [arXiv:1904.07115](https://arxiv.org/abs/1904.07115).
- [85] SHEFFIELD, S. (2005). Random surfaces. *Astérisque* **304** vi+175. MR2251117
- [86] ŚNIADY, P. (2014). Robinson–Schensted–Knuth algorithm, jeu de taquin, and Kerov–Vershik measures on infinite tableaux. *SIAM J. Discrete Math.* **28** 598–630. MR3190750 <https://doi.org/10.1137/130930169>
- [87] STACY, E. W. (1962). A generalization of the gamma distribution. *Ann. Math. Stat.* **33** 1187–1192. MR0143277 <https://doi.org/10.1214/aoms/1177704481>
- [88] STANLEY, R. P. (1986). Two poset polytopes. *Discrete Comput. Geom.* **1** 9–23. MR0824105 <https://doi.org/10.1007/BF02187680>
- [89] STANLEY, R. P. (1999). *Enumerative Combinatorics. Vol. 2*. Cambridge Studies in Advanced Mathematics **62**. Cambridge Univ. Press, Cambridge. MR1676282 <https://doi.org/10.1017/CBO9780511609589>
- [90] VERSHIK, A. M. (2001). Randomization of algebra and algebraization of probability—an attempt at prediction. In *Mathematics Unlimited—2001 and Beyond* 1157–1166. Springer, Berlin. MR1852209
- [91] VERŠIK, A. M. and KEROV, S. V. (1977). Asymptotic behavior of the Plancherel measure of the symmetric group and the limit form of Young tableaux. *Dokl. Akad. Nauk SSSR* **233** 1024–1027. MR0480398
- [92] WALL, H. S. (1948). *Analytic Theory of Continued Fractions*. Van Nostrand, New York, NY. MR0025596
- [93] WALLNER, M. (2020). A half-normal distribution scheme for generating functions. *European J. Combin.* **87** 103–138. MR4090824 <https://doi.org/10.1016/j.ejc.2020.103138>